

DENVER CITY INDEPENDENT SCHOOL DISTRICT
ANNUAL FINANCIAL REPORT
FOR THE YEAR ENDED AUGUST 31, 2015

DENVER CITY INDEPENDENT SCHOOL DISTRICT
Denver City, Texas

ANNUAL FINANCIAL REPORT
For the Year Ended August 31, 2015

TABLE OF CONTENTS

	<u>Page</u>	<u>Exhibit</u>
INTRODUCTORY SECTION		
Certificate of Board	1	
FINANCIAL SECTION		
Independent Auditors' Report on Financial Statements	2	
Management's Discussion and Analysis (Required Supplementary Information)	4	
<u>Basic Financial Statements</u>		
Government-Wide Financial Statements:		
Statement of Net Position	14	A-1
Statement of Activities	15	B-1
Fund Financial Statements:		
Balance Sheet-Governmental Funds	16	C-1
Reconciliation of the Governmental Funds Balance Sheet to the Statement of Net Position	17	C-1R
Statement of Revenues, Expenditures, and Changes in Fund Balances – Governmental Funds	18	C-2
Reconciliation of the Statement of Revenues, Expenditures and Changes in Fund Balances of Governmental Funds to the Statement of Activities	19	C-3
Statement of Fiduciary Net Position	20	E-1
Notes to the Financial Statements	21	
REQUIRED SUPPLEMENTARY INFORMATION		
Budgetary Comparison Schedules:		
General Fund	46	G-1
Schedule of the District's Proportionate Share of the Net Pension Liability – TRS	47	G-2
Schedule of the District Contributions – TRS	48	G-3
OTHER SUPPLEMENTARY INFORMATION		
Schedule of Delinquent Taxes Receivable	49	J-1
Fund Balance and Cash Flow Calculation Worksheet (Unaudited) – General Fund	50	J-2

DENVER CITY INDEPENDENT SCHOOL DISTRICT
Denver City, Texas

ANNUAL FINANCIAL REPORT
For the Year Ended August 31, 2015

TABLE OF CONTENTS
(Continued)

	<u>Page</u>	<u>Exhibit</u>
Budgetary Comparison Schedules:		
Debt Service Fund	51	J-3
Capital Projects Fund	52	J-4
National School Breakfast/Lunch Program	53	J-5
Report on Internal Control Over Financial Reporting and on Compliance and Other Matters Based on an Audit of Financial Statements Performed in Accordance with <i>Government Auditing Standards</i>	54	
Report on Compliance for Each Major Program and on Internal Control Over Compliance Required by OMB Circular A-133	56	
Schedule of Findings and Questioned Costs	58	
Summary Schedule of Prior Audit Findings	59	
Corrective Action Plan	60	
Schedule of Expenditures of Federal Awards	61	K-1
Notes to the Schedule of Expenditures of Federal Awards	62	
OTHER TEA REQUIRED SCHEDULE		
Schools FIRST Questionnaire	63	L-1

INTRODUCTORY SECTION


CERTIFICATE OF BOARD

Denver City Independent School District
Name of School District


Yoakum
County

251-901
Co.- Dist Number

We, the undersigned, certify that the attached annual financial reports of the above named school district were reviewed and approved disapproved (check one) for the year ended August 31, 2015 at a meeting of the Board of Trustees of such school district on the 18th day of January, 2016.



Signature of Board Secretary



Signature of Board President

If the Board of Trustees disapproved of the auditor's report, the reason(s) for disapproving it is (are):

(attach list as necessary):

FINANCIAL SECTION

Terry & King, CPAs, P.C.

4216 102nd
P.O. Box 93550
Lubbock, TX 79493-3550

Randel J. Terry, CPA
Ryan R. King, CPA

Telephone - (806) 698-8858 – Fax – (866) 288-6490

Independent Auditors' Report on Financial Statements

Board of Trustees
Denver City Independent School District
501 Mustang Avenue
Denver City, Texas 79323

Members of the Board of Trustees:

We have audited the accompanying financial statements of the governmental activities, each major fund, and the aggregate remaining fund information of the Denver City Independent School District, as of and for the year ended August 31, 2015, and the related notes to the financial statements, which collectively comprise the District's basic financial statements as listed in the table of contents.

Management's Responsibility for the Financial Statements

Management is responsible for the preparation and fair presentation of these financial statements in accordance with accounting principles generally accepted in the United States of America; this includes the design, implementation, and maintenance of internal control relevant to the preparation and fair presentation of financial statements that are free from material misstatement, whether due to fraud or error.

Auditor's Responsibility

Our responsibility is to express opinions on these financial statements based on our audit. We conducted our audit in accordance with auditing standards generally accepted in the United States of America and the standards applicable to financial audits contained in *Government Auditing Standards*, issued by the Comptroller General of the United States. Those standards require that we plan and perform the audit to obtain reasonable assurance about whether the financial statements are free from material misstatement.

An audit involves performing procedures to obtain audit evidence about the amounts and disclosures in the financial statements. The procedures selected depend on the auditor's judgment, including the assessment of the risks of material misstatement of the financial statements, whether due to fraud or error. In making those risk assessments, the auditor considers internal control relevant to the entity's preparation and fair presentation of the financial statements in order to design audit procedures that are appropriate in the circumstances, but not for the purpose of expressing an opinion on the effectiveness of the entity's internal control. Accordingly, we express no such opinion. An audit also includes evaluating the appropriateness of accounting policies used and the reasonableness of significant accounting estimates made by management, as well as evaluating the overall presentation of the financial statements.

We believe that the audit evidence we have obtained is sufficient and appropriate to provide a basis for our audit opinions.



Opinions

In our opinion, the financial statements referred to above present fairly, in all material respects, the respective financial position of the governmental activities, each major fund, and the aggregate remaining fund information of the Denver City Independent School District, as of August 31, 2015, and the respective changes in financial position thereof for the year then ended in accordance with accounting principles generally accepted in the United States of America.

Other Matters

Required Supplementary Information

Accounting principles generally accepted in the United States of America require that the management's discussion and analysis, budgetary comparison information, and Pension Schedules, identified as Required Supplementary Information in the table of contents, be presented to supplement the basic financial statements. Such information, although not a part of the basic financial statements, is required by the Governmental Accounting Standards Board, who considers it to be an essential part of financial reporting for placing the basic financial statements in an appropriate operational, economic, or historical context. We have applied certain limited procedures to the required supplementary information in accordance with auditing standards generally accepted in the United States of America, which consisted of inquiries of management about the methods of preparing the information and comparing the information for consistency with management's responses to our inquiries, the basic financial statements, and other knowledge we obtained during our audit of the basic financial statements. We do not express an opinion or provide any assurance on the information because the limited procedures do not provide us with sufficient evidence to express an opinion or provide any assurance.

Other Information

Our audit was conducted for the purpose of forming opinions on the financial statements that collectively comprise the Denver City Independent School District's financial statements. The accompanying other schedules listed in the table of contents as Other Supplementary Information are presented for purposes of additional analysis and are not a required part of the basic financial statements. The schedule of expenditures of federal awards is presented for purposes of additional analysis as required by U.S. Office of Management and Budget Circular A-133, *Audits of States, Local Governments, and Non-Profit Organizations*, and is also not a required part of the basic financial statements.

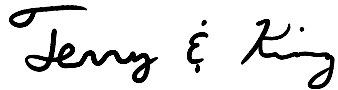
This information is the responsibility of management and was derived from and relate directly to the underlying accounting and other records used to prepare the basic financial statements. This information, except for that portion marked "unaudited" on which we express no opinion, has been subjected to the auditing procedures applied in the audit of the basic financial statements and certain additional procedures, including comparing and reconciling such information directly to the underlying accounting and other records used to prepare the basic financial statements or to the basic financial statements themselves, and other additional procedures in accordance with auditing standards generally accepted in the United States of America. In our opinion, this information is fairly stated in all material respects in relation to the basic financial statements as a whole.

The Fund Balance and Cash Flow Calculation Worksheet-General Fund has not been subjected to the auditing procedures applied in the audit of the basic financial statements and, accordingly, we do not express an opinion or provide any assurance on it.

Other Reporting Required by Government Auditing Standards

In accordance with *Government Auditing Standards*, we have also issued our report dated December 11, 2015, on our consideration of the Denver City Independent School District's internal control over financial reporting and on our tests of its compliance with certain provisions of laws, regulations, contracts, and grant agreements and other matters. The purpose of that report is to describe the scope of our testing of internal control over financial reporting and compliance and the results of that testing, and not to provide an opinion on internal control over financial reporting or on compliance. That report is an integral part of an audit performed in accordance with *Government Auditing Standards* in considering the Denver City Independent School District's internal control over financial reporting and compliance.

Respectfully submitted,

A handwritten signature in black ink that reads "Terry & King". The signature is written in a cursive, flowing style.

Terry & King, CPAs, P.C.
December 11, 2015

MANAGEMENT’S DISCUSSION AND ANALYSIS

This section of Denver City Independent School District’s annual financial report presents our discussion and analysis of the District’s financial performance during the year ended August 31, 2015. Please read it in conjunction with the District’s financial statements, which follow this section.

FINANCIAL HIGHLIGHTS

- The District’s total combined net position was \$80,534,440 at August 31, 2015.
- During the year, the District’s expenses were \$6,094,596 less than the \$44,663,529 generated in taxes and other revenues for governmental activities.
- The total cost of the District’s programs decreased \$438,240 or 1% from last year, and no new programs were added this year.
- The general fund reported a fund balance this year of \$43,062,528.

OVERVIEW OF THE FINANCIAL STATEMENTS

This annual report consists of three parts—*management’s discussion and analysis* (this section), the *basic financial statements*, and *required supplementary information*. The basic financial statements include two kinds of statements that present different views of the District:

- The first two statements are *government-wide financial statements* that provide both *long-term* and *short-term* information about the District’s overall financial status.
- The remaining statements are *fund financial statements* that focus on *individual parts* of the government, reporting the District’s operations in more detail than the government-wide statements.
- *The governmental funds* statements tell how *general government* services were financed in the *short term* as well as what remains for future spending.
- *Fiduciary fund* statements provide information about the financial relationships in which the District acts solely as a *trustee or agent* for the benefit of others, to whom the resources in question belong.

The financial statements also include notes that explain some of the information in the financial statements and provide more detailed data. The statements are followed by a section of *required supplementary information* that further explains and supports the information in the financial statements. Figure A-1 shows how the required parts of this annual report are arranged and related to one another.

Figure A-1F, Required Components of the District’s Annual Financial Report

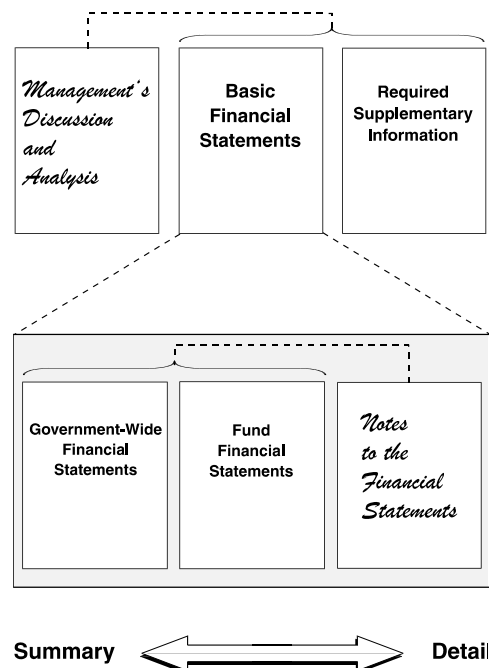


Figure A-2 summarizes the major features of the District's financial statements, including the portion of the District government they cover and the types of information they contain. The remainder of this overview section of management's discussion and analysis explains the structure and contents of each of the statements.

Figure A-2. Major Features of the District's Government-wide and Fund Financial Statements

<i>Type of Statements</i>	Fund Statements		
	Government-wide	Governmental Funds	Fiduciary Funds
<i>Scope</i>	Entire Agency's government (except fiduciary funds) and the Agency's component units	The activities of the district that are not proprietary or fiduciary	Instances in which the district is the trustee or agent for someone else's resources
<i>Required financial statements</i>	<ul style="list-style-type: none"> ◆ Statement of net assets ◆ Statement of activities 	<ul style="list-style-type: none"> ◆ Balance sheet ◆ Statement of revenues, expenditures & changes in fund balances 	<ul style="list-style-type: none"> ◆ Statement of fiduciary net assets ◆ Statement of changes in fiduciary net assets
<i>Accounting basis and measurement focus</i>	Accrual accounting and economic resources focus	Modified accrual accounting and current financial resources focus	Accrual accounting and economic resources focus
<i>Type of asset/liability information</i>	All assets and liabilities, both financial and capital, short-term and long-term	Only assets expected to be used up and liabilities that come due during the year or soon thereafter; no capital assets included	All assets and liabilities, both short-term and long-term; the Agency's funds do not currently contain capital assets, although they can
<i>Type of inflow/outflow information</i>	All revenues and expenses during year, regardless of when cash is received or paid	Revenues for which cash is received during or soon after the end of the year; expenditures when goods or services have been received and payment is due during the year or soon thereafter	All revenues and expenses during year, regardless of when cash is received or paid

Government-wide Statements

The government-wide statements report information about the District as a whole using accounting methods similar to those used by private-sector companies. The statement of net position includes all of the government's assets and liabilities. All of the current year's revenues and expenses are accounted for in the statement of activities regardless of when cash is received or paid.

The two government-wide statements report the District's net position and how they have changed. Net position—the difference between the District's assets and liabilities—is one way to measure the District's financial health or *position*.

- Over time, increases or decreases in the District's net position is an indicator of whether its financial health is improving or deteriorating, respectively.
- To assess the overall health of the District, one needs to consider additional non-financial factors such as changes in the District's tax base.

The government-wide financial statements of the District include the *Governmental activities*. Most of the District's basic services are included here, such as instruction, extracurricular activities, curriculum and staff development, health services and general administration. Property taxes and grants finance most of these activities.

Fund Financial Statements

The fund financial statements provide more detailed information about the District's most significant *funds*—not the District as a whole. Funds are accounting devices that the District uses to keep track of specific sources of funding and spending for particular purposes.

- Some funds are required by State law and by bond covenants.
- The Board of Trustees establishes other funds to control and manage money for particular purposes or to show that it is properly using certain taxes and grants.

The District has the following kinds of funds:

- *Governmental funds*—Most of the District's basic services are included in governmental funds, which focus on (1) how *cash and other financial assets* that can readily be converted to cash flow in and out and (2) the balances left at year-end that are available for spending. Consequently, the governmental fund statements provide a detailed *short-term* view that helps you determine whether there are more or fewer financial resources that can be spent in the near future to finance the District's programs. Because this information does not encompass the additional long-term focus of the government-wide statements, we provide additional information at the bottom of the governmental funds statement, or on the subsequent page, that explain the relationship (or differences) between them.
- *Fiduciary funds*—The District is the trustee, or *fiduciary*, for certain funds. It is also responsible for other assets that—because of a trust arrangement—can be used only for the trust beneficiaries. The District is responsible for ensuring that the assets reported in these funds are used for their intended purposes. All of the District's fiduciary activities are reported in a separate statement of fiduciary net position and a statement of changes in fiduciary net position. We exclude these activities from the District's government-wide financial statements because the District cannot use these assets to finance its operations.

FINANCIAL ANALYSIS OF THE DISTRICT AS A WHOLE

Net position. The District's combined net position was \$80,534,440 at August 31, 2015. (See Table A-1).


Table A-1
Denver City Independent School District's Net Position

	Governmental Activities		Percentage Change
	August 31, 2015	August 31, 2014	
Current assets:			
Cash and Investments	56,603,568	57,332,361	-1%
Due from other governments	358,971	1,793,496	-80%
Taxes Receivable, net	94,342	87,412	8%
Other Receivables	291	180	62%
Total current assets:	57,057,172	59,213,449	-4%
Noncurrent assets:			
Land	1,061,479	1,061,479	0%
Construction in Progress	763,469	3,312,899	-77%
Buildings & Improvements	71,407,951	61,614,715	16%
Less accumulated depreciation, buildings & improvements	(20,109,043)	(18,867,001)	7%
Vehicles	2,851,911	2,765,757	3%
Less accumulated depreciation, vehicles	(1,977,147)	(1,780,022)	11%
Furniture & Equipment	3,576,518	3,153,178	13%
Less accumulated depreciation, furniture & equipment	(2,351,385)	(2,000,515)	18%
Total noncurrent assets	55,223,753	49,260,490	12%
Total Assets	112,280,925	108,473,939	4%
Deferred Outflows of Resources			
Deferred Outflows - Pension	353,151	-	100%
Total Deferred Outflows of Resources	353,151	-	100%
Current liabilities:			
Accounts Payable	256,426	125,219	105%
Payroll Deductions & Withholdings	60,003	105,561	-43%
Accrued Wages Payable	478,265	448,327	7%
Due to Other Governments	496,213	127,836	288%
Unearned Revenue	-	159	-100%
Total Current Liabilities	1,290,907	807,102	60%
Non-current liabilities:			
Premium on Bond Issuance	792,731	915,538	-13%
Due Within One Year	2,675,000	2,559,316	5%
Due in More than One Year	25,340,000	28,016,069	-10%
Net Pension Liability	1,532,271	1,736,070	-12%
Total Non-current Liabilities	30,340,002	33,226,993	-9%
Deferred Inflows of Resources			
Deferred Inflows - Pension	468,727	-	100%
Total Deferred Inflows of Resources	468,727	-	100%
Net Position:			
Net investment in capital assets	26,416,022	35,159,274	-25%
Restricted for Debt Service	3,287,000	399,065	724%
Unrestricted	50,831,418	38,881,505	31%
Total Net Position	80,534,440	74,439,844	8%

The \$50,831,418 of unrestricted net position represents resources available to fund the programs of the District next year.

Changes in net position. The District's total revenues were \$44,663,529. A significant portion, 87 percent, of the District's revenue comes from taxes. (See Figure A-3.) 12 percent comes from grants, while 1% percent relates to miscellaneous revenues and charges for services.

The total cost of all programs and services was \$38,568,933; 27 percent of these costs are for instructional and instruction-related services. The District expended \$17,599,107 for contracted instructional services between schools.



(Figure A-3)

Governmental Activities

- Property tax rates remained constant at \$1.2533 per \$100 value. The current tax levy increased \$1,073,204, or 3%. Taxes collected in the year ending August 31, 2015 were \$38,676,217 compared to \$37,545,795 in FYE 2014.

Table A-2
Changes in Denver City Independent School District's Net Position

	Governmental Activities		Percentage Change
	<u>2015</u>	<u>2014</u>	
Program Revenues:			
Charges for Services	279,293	309,963	-10%
Operating Grants and Contributions	1,442,604	1,896,110	-24%
General Revenues:			
Property Taxes, Levied for General Purposes	32,173,001	31,218,336	3%
Property Taxes, Levied for Debt Service	6,594,665	6,400,980	3%
Grants and Contributions not restricted	3,859,377	4,889,120	-21%
Investment Earnings	31,122	32,087	-3%
Other	283,467	180,830	57%
Total Revenues	<u>44,663,529</u>	<u>44,927,426</u>	-1%
Instruction	10,454,625	10,182,045	3%
Instructional Resources and Media Services	279,130	313,280	-11%
Curriculum Development and Instructional Staff Development	229,997	207,611	11%
Instructional Leadership	30,084	-	100%
School Leadership	1,178,318	1,070,424	10%
Guidance, Counseling and Evaluation Services	515,757	521,787	-1%
Health Services	211,061	188,616	12%
Student (Pupil) Transportation	416,329	403,684	3%
Food Services	1,323,472	1,230,767	8%
Curricular/Extracurricular Activities	1,325,995	1,194,354	11%
General Administration	1,024,792	789,980	30%
Plant Maintenance & Operation	2,451,825	2,334,083	5%
Security & Monitoring Services	54,364	50,625	7%
Data Processing Services	299,902	301,170	0%
Community Services	27,071	24,836	9%
Debt Service - Interest on Long-Term Debt	1,036,434	1,100,844	-6%
Debt Service - Bond Issuance Cost & Fees	950	825	15%
Contracted Instructional Services Between Schools	17,599,107	18,872,122	-7%
Payments to Share Service Arrangements	109,720	-	100%
Other Governmental Charges	-	220,120	-100%
Total Expenses	<u>38,568,933</u>	<u>39,007,173</u>	-1%
Increase (Decrease) in Net Position	6,094,596	5,920,253	3%
Net Position - Beginning	76,175,914	70,255,661	8%
Prior Period Adjustment - Change in GASB	(1,736,070)	-	-100%
Net Position - Ending	<u><u>80,534,440</u></u>	<u><u>76,175,914</u></u>	6%

Table A-3 presents the cost of each of the District's largest functions as well as each function's net cost (total cost less fees generated by the activities and intergovernmental aid). The net cost reflects what was funded by state revenues as well as local tax dollars.

- The cost of all *governmental* activities this year was \$38,568,933.
- The amount that our taxpayers paid for these activities through property taxes was \$38,767,666.
- Some of the cost was paid by those who directly benefited from the programs \$279,293 or
- By grants and contributions \$5,301,981.

Table A-3
Net Cost of Selected District Functions

	Total Cost of Services			Net Cost of Services		
	<u>2015</u>	<u>2014</u>	<u>% Change 2014-2015</u>	<u>2015</u>	<u>2014</u>	<u>% Change 2014-2015</u>
Instruction	10,454,625	10,182,045	3%	9,873,568	9,182,204	8%
Extracurricular Activities	1,325,995	1,194,354	11%	1,259,181	1,123,358	12%
School administration	1,024,792	789,980	30%	1,012,215	768,979	32%
Plant Maintenance & Operations	2,451,825	2,334,083	5%	2,436,922	2,279,061	7%

FINANCIAL ANALYSIS OF THE DISTRICT'S FUNDS

Revenues from governmental fund types totaled \$44,656,598 for the period ended August 31, 2015, a decrease of 1% from the preceding year. Local revenues increased 3% (\$1,316,486), state program revenues decreased 28% (\$1,604,190), and federal program revenues increased 3% (\$36,992).

General Fund Budgetary Highlights

Over the course of the year, the District revised its budget 3 times. Even with these adjustments, actual expenditures were \$1,900,556 below final budgeted amounts. The most significant positive variance resulted in expenditures for contracted instructional services between public schools.

Resources available were \$402,037 above the final budgeted amount:

- Local and Intermediate revenues were \$394,435 more than expected.
- State Program Revenues were \$7,602 more than projected.

CAPITAL ASSETS AND DEBT ADMINISTRATION

Capital Assets

At the end of 2015, the District had invested \$79,661,328 in a broad range of capital assets, including, land, equipment, buildings, and vehicles. (See Table A-4.) This amount represents a net increase (including additions and deductions) of \$7,753,299 or 11 percent over last year.

Table A-4
District's Capital Assets

	Governmental Activities		Total Percentage Change 2014-2015
	<u>2015</u>	<u>2014</u>	<u>2014-2015</u>
Land	\$ 1,061,479	\$ 1,061,479	0%
Buildings and improvements	72,171,420	64,927,614	11%
Vehicles	2,851,911	2,765,757	3%
Furniture & Equipment	3,576,518	3,153,178	13%
Totals at historical cost	<u>79,661,328</u>	<u>71,908,028</u>	<u>11%</u>
Total accumulated depreciation	(24,437,575)	(22,647,538)	8%
Net capital assets	<u>55,223,753</u>	<u>49,260,490</u>	<u>12%</u>

More detailed information about the District's capital assets is presented in the notes to the financial statements.

Debt Administration

Table A-5
District's Long-Term Obligations

	Governmental Activities		Total Percentage Change 2014-2015
	<u>2015</u>	<u>2014</u>	<u>2014-2015</u>
General Obligation Bonds	\$ 28,015,000	\$ 30,574,316	(8%)
Accumulated Accretion on CABs	-	1,069	(100%)
Premium on Bonds	792,731	915,537	(13%)
Total Long-Term Obligations	<u>\$ 28,807,731</u>	<u>\$ 31,490,922</u>	<u>(9%)</u>

More detailed information about the District's debt is presented in the notes to the financial statements.

ECONOMIC FACTORS AND NEXT YEAR'S BUDGETS AND RATES

- Appraised value used for the 2016 budget preparation shows a significant decrease.
- General operating fund spending per student should remain approximately the same.
- The District's 2016 refined average daily attendance is expected to remain constant.

These indicators were taken into account when adopting the general fund budget for 2016. The District does not plan an increase in program revenues and estimates an increase in expenditures for staffing due to incremental salary increases.

The District's budgetary general fund balance is not expected to change appreciably by the close of 2016.

CONTACTING THE DISTRICT'S FINANCIAL MANAGEMENT

This financial report is designed to provide our citizens, taxpayers, customers, and investors and creditors with a general overview of the District's finances and to demonstrate the District's accountability for the money it receives. If you have questions about this report or need additional financial information, contact the District's Business Services Department.

BASIC FINANCIAL STATEMENTS

DENVER CITY INDEPENDENT SCHOOL DISTRICT
Denver City, Texas

STATEMENT OF NET POSITION
August 31, 2015

Data Control Codes		1 Governmental Activities
	ASSETS:	
1110	Cash and Cash Equivalents	\$ 56,603,568
1225	Taxes Receivable, Net	94,342
1240	Due from Other Governments	358,971
1290	Other Receivables	291
	Capital Assets:	
1510	Land	1,061,479
1520	Buildings & Improvements, net	51,298,909
1530	Furniture & Equipment, net	2,099,897
1580	Construction in Progress	<u>763,468</u>
1000	TOTAL ASSETS	<u>\$ 112,280,925</u>
	DEFERRED OUTFLOWS OF RESOURCES	
1701	Deferred Outflows - Pension	<u>353,151</u>
	TOTAL DEFERRED OUTFLOWS OF RESOURCES	<u>\$ 353,151</u>
	LIABILITIES:	
	Current Liabilities:	
2110	Accounts Payable	\$ 256,426
2150	Payroll Withholdings Payable	60,003
2160	Accrued Wages Payable	478,265
2180	Due to Other Governments	496,213
2300	Unavailable Revenue	-
	Noncurrent Liabilities:	
2501	Due within one year	2,675,000
2502	Due in more than one year	25,340,000
2516	Premium on bond issuance	792,731
2540	Net Pension Liability	<u>1,532,271</u>
2000	<u>Total Liabilities</u>	<u>31,630,909</u>
	DEFERRED INFLOWS OF RESOURCES	
2605	Deferred Inflows - Pension	<u>\$ 468,727</u>
	<u>Total Deferred Inflows of Resources</u>	<u>468,727</u>
	NET POSITION:	
3200	Net investment in capital assets	26,416,022
	Restricted for:	
3850	Debt Service	3,287,000
3900	Unrestricted	<u>50,831,418</u>
3000	<u>TOTAL NET POSITION</u>	<u>\$ 80,534,440</u>

The accompanying notes are an integral part of this statement.

DENVER CITY INDEPENDENT SCHOOL DISTRICT
Denver City, Texas

STATEMENT OF ACTIVITIES
For the Year Ended August 31, 2015

Data Control		1	3	4	Net (Expense)
			Program Revenues		Revenue and
Codes	Functions/Programs	Expenses	Charges for Services	Operating Grants and Contributions	Changes in Net Position
	Government Activities:				
11	Instruction and Instruction-Related Services	\$ 10,454,625	\$ 18,114	\$ 562,943	\$ (9,873,568)
12	Instructional Resources and Media Services	279,130	-	1,190	(277,940)
13	Curriculum Development and Instructional Staff Development	229,997	-	61,480	(168,517)
21	Instructional Leadership	30,084	-	37,633	7,549
23	School Leadership	1,178,318	-	12,070	(1,166,248)
31	Guidance, Counseling, & Evaluation Services	515,757	-	14,282	(501,475)
33	Health Services	211,061	-	2,309	(208,752)
34	Student (Pupil) Transportation	416,329	-	8,092	(408,237)
35	Food Services	1,323,472	194,583	711,433	(417,456)
36	Extracurricular Activities	1,325,995	64,396	2,418	(1,259,181)
41	General Administration	1,024,792	-	12,577	(1,012,215)
51	Plant Maintenance and Operations	2,451,825	2,200	12,703	(2,436,922)
52	Security and Monitoring Services	54,364	-	-	(54,364)
53	Data Processing	299,902	-	3,474	(296,428)
61	Community Services	27,071	-	-	(27,071)
72	Interest on Long-Term Debt	1,036,434	-	-	(1,036,434)
73	Bond Issuance Costs and Fees	950	-	-	(950)
91	Contracted Instructional Services Between Public Schools	17,599,107	-	-	(17,599,107)
93	Payments to Shared Service Arrangements	109,720	-	-	(109,720)
TG	<u>Total Government Activities</u>	<u>38,568,933</u>	<u>279,293</u>	<u>1,442,604</u>	<u>(36,847,036)</u>
TP	Total Primary Government	<u>38,568,933</u>	<u>279,293</u>	<u>1,442,604</u>	<u>(36,847,036)</u>
	General Revenues:				
MT	Property Taxes, Levied for General Purposes				32,173,001
DT	Property Taxes, Levied for Debt Service				6,594,665
IE	Investment Earnings				31,122
GC	Grants and Contributions Not Restricted to Specific Programs				3,859,377
MI	Miscellaneous				283,467
TR	Total General Revenue				<u>42,941,632</u>
CN	Change in Net Position				6,094,596
NB	Net Position -- Beginning				76,175,914
PA	Prior Period Adjustment - Change in GASB Standard				<u>(1,736,070)</u>
NE	Net Position -- Ending				<u>\$ 80,534,440</u>

The accompanying notes are an integral part of this statement.

DENVER CITY INDEPENDENT SCHOOL DISTRICT
Denver City, Texas

BALANCE SHEET - GOVERNMENTAL FUNDS
August 31, 2015

Data Control Codes	10 General Fund	50 Debt Service Fund	60 Capital Projects Fund	Other Governmental Funds	98 Total Governmental Funds	
ASSETS:						
1110	Cash and Cash Equivalents	\$ 48,621,412	\$ 3,268,710	\$ 4,662,996	\$ 50,450	\$ 56,603,568
1225	Taxes Receivable, Net	78,286	16,056	-	-	94,342
1240	Due from Other Governments	267,011	2,234	-	89,726	358,971
1260	Due from Other Funds	75,157	-	4,675,454	27,983	4,778,594
1290	Other Receivables	66	-	-	225	291
1000	<u>TOTAL ASSETS</u>	<u>\$ 49,041,932</u>	<u>\$ 3,287,000</u>	<u>\$ 9,338,450</u>	<u>\$ 168,384</u>	<u>\$ 61,835,766</u>
LIABILITIES:						
Current Liabilities:						
2110	Accounts Payable	\$ 205,977	\$ -	\$ -	\$ 50,450	\$ 256,427
2150	Withholdings Payable	60,003	-	-	-	60,003
2160	Accrued Wages Payable	435,488	-	-	42,777	478,265
2170	Due to Other Funds	4,703,437	-	-	75,157	4,778,594
2180	Due to Other Governments	496,213	-	-	-	496,213
2300	Unavailable Revenue	-	-	-	-	-
2000	<u>Total Liabilities</u>	<u>5,901,118</u>	<u>-</u>	<u>-</u>	<u>168,384</u>	<u>6,069,502</u>
DEFERRED INFLOWS OF RESOURCES:						
2601	Unavailable Revenue-Property Taxes	78,286	16,056	-	-	94,342
	<u>Total Deferred Inflows of Resources</u>	<u>78,286</u>	<u>16,056</u>	<u>-</u>	<u>-</u>	<u>94,342</u>
FUND BALANCES:						
Restricted Fund Balances:						
3470	Capital Acquisition Program	-	-	9,338,450	-	9,338,450
3480	Retirement of Long-Term Debt	-	3,270,944	-	-	3,270,944
Committed Fund Balances:						
3510	Construction and Land Purchase	18,442,343	-	-	-	18,442,343
3530	Capital Expenditures for Equipment	6,969,219	-	-	-	6,969,219
3545	Other Purposes	7,983,992	-	-	-	7,983,992
3600	Unassigned	9,666,974	-	-	-	9,666,974
3000	<u>Total Fund Balance</u>	<u>43,062,528</u>	<u>3,270,944</u>	<u>9,338,450</u>	<u>-</u>	<u>55,671,922</u>
4000	<u>TOTAL LIABILITIES, DEFERRED INFLOWS OF RESOURCES, AND FUND BALANCES</u>	<u>\$ 49,041,932</u>	<u>\$ 3,287,000</u>	<u>\$ 9,338,450</u>	<u>\$ 168,384</u>	<u>\$ 61,835,766</u>

The accompanying notes are an integral part of this statement.

DENVER CITY INDEPENDENT SCHOOL DISTRICT
Denver City, Texas

RECONCILIATION OF THE GOVERNMENTAL FUNDS BALANCE SHEET
TO THE STATEMENT OF NET POSITION
August 31, 2015

Total Fund Balances -- Governmental Funds Balance Sheet	\$ 55,671,922
Amounts reported for governmental activities in the statement of net position (A-1) are different because:	
1 Capital assets used in governmental activities are not financial resources and therefore are not reported in the funds.	55,223,752
2 Other long-term assets are not available to pay for current-period expenditures and therefore are unavailable in the funds.	94,342
3 Some liabilities, including bonds payable, are not due and payable in the current period and therefore are not reported in the funds.	(28,014,998)
4 The amount of premium/discount on bonds is required to be recognized in the statement of net position.	(792,731)
5 Included in the items related to debt is the recognition of the District's proportionate share of the net pension liability required by GASB 68 in the amount of \$1,532,271, a deferred resource inflow related to TRS in the amount of \$468,727, and a deferred resource outflow related to TRS in the amount of \$353,151. This resulted in a decrease in net position by \$1,647,847.	<u>(1,647,847)</u>
Net Position of Governmental Activities -- Statement of Net Position	<u>\$ 80,534,440</u>

The accompanying notes are an integral part of this statement.

DENVER CITY INDEPENDENT SCHOOL DISTRICT
Denver City, Texas

STATEMENT OF REVENUES, EXPENDITURES AND CHANGES IN FUND BALANCES--
GOVERNMENTAL FUNDS
For the Year Ended August 31, 2015

Data Control Codes		10 General Fund	50 Debt Service Fund	60 Capital Projects Fund	Other Governmental Funds	98 Total Governmental Funds
REVENUES:						
5700	Local and Intermediate Sources	\$ 32,560,435	\$ 6,595,112	\$ 4,486	\$ 278,534	\$ 39,438,567
5800	State Program Revenues	4,055,055	-	-	44,627	4,099,682
5900	Federal Program Revenues	-	-	-	1,118,349	1,118,349
5020	<u>Total Revenues</u>	<u>36,615,490</u>	<u>6,595,112</u>	<u>4,486</u>	<u>1,441,510</u>	<u>44,656,598</u>
EXPENDITURES:						
Current:						
0011	Instruction and Instruction-Related Services	8,842,202	-	288,143	433,057	9,563,402
0012	Instructional Resources and Media Services	239,476	-	14,678	-	254,154
0013	Curriculum Development and Instructional Staff Development	148,705	-	-	61,480	210,185
0021	Instructional Leadership	-	-	-	30,220	30,220
0023	School Leadership	1,077,720	-	-	-	1,077,720
0031	Guidance, Counseling, & Evaluation Services	460,716	-	-	10,719	471,435
0033	Health Services	192,364	-	-	-	192,364
0034	Student (Pupil) Transportation	377,200	-	-	1,424	378,624
0035	Food Services	-	-	-	1,207,771	1,207,771
0036	Cocurricular/Extracurricular Activities	1,198,928	-	24,584	-	1,223,512
0041	General Administration	929,814	-	3,500	-	933,314
0051	Plant Maintenance and Operations	2,224,531	-	4,587	-	2,229,118
0052	Security and Monitoring Services	54,363	-	-	-	54,363
0053	Data Processing Services	300,636	-	-	-	300,636
0061	Community Services	27,141	-	-	-	27,141
0071	Principal on Long-Term Debt	-	2,559,316	-	-	2,559,316
0072	Interest on Long-Term Debt	-	1,160,309	-	-	1,160,309
0073	Bond Issuance Costs and Fees	-	950	-	-	950
0081	Capital Outlay	-	-	7,720,249	-	7,720,249
0091	Contracted Instructional Services Between Public Schools	17,599,107	-	-	-	17,599,107
0093	Payments to Shared Service Arrangements	109,720	-	-	-	109,720
6030	<u>Total Expenditures</u>	<u>33,782,623</u>	<u>3,720,575</u>	<u>8,055,741</u>	<u>1,744,671</u>	<u>47,303,610</u>
1100	Excess (Deficiency) of Revenues Over (Under) Expenditures	2,832,867	2,874,537	(8,051,255)	(303,161)	(2,647,012)
Other Financing Sources and (Uses):						
7912	Sale of Real and Personal Property	-	-	-	-	-
7915	Operating Transfers In	-	-	-	303,161	303,161
8911	Operating Transfers Out	(303,161)	-	-	-	(303,161)
	<u>Total Other Financing Sources and (Uses)</u>	<u>(303,161)</u>	<u>-</u>	<u>-</u>	<u>303,161</u>	<u>-</u>
1200	Net Change in Fund Balances	2,529,706	2,874,537	(8,051,255)	-	(2,647,012)
0100	Fund Balances -- Beginning	40,532,822	396,407	17,389,705	-	58,318,934
3000	<u>Fund Balances -- Ending</u>	<u>\$ 43,062,528</u>	<u>\$ 3,270,944</u>	<u>\$ 9,338,450</u>	<u>\$ -</u>	<u>\$ 55,671,922</u>

The accompanying notes are an integral part of this statement.

DENVER CITY INDEPENDENT SCHOOL DISTRICT
Denver City, Texas

RECONCILIATION OF THE STATEMENT OF REVENUES, EXPENDITURES, AND CHANGES
IN FUND BALANCES OF GOVERNMENTAL FUNDS TO THE STATEMENT OF ACTIVITIES
For the Year Ended August 31, 2015

Net Change in Fund Balances -- Total Governmental Funds	\$ (2,647,012)
Amounts reported for governmental activities in the statement of activities ("SOA") are different because:	
Governmental funds report capital outlays as expenditures. However, in the statement of activities, the cost of those assets is allocated over their useful lives as depreciation expense. This is the amount of capital outlays during the current period.	7,753,299
The depreciation of capital assets is not reported in the funds. This is the amount of current depreciation on these assets.	(1,790,037)
Certain property tax revenues are unavailable in the funds. These are the amounts that have not been collected and are therefore do not provide current financial resources. This is the amount that these accounts changed during the current period.	6,932
Repayment of debt principal is an expenditure in the governmental funds, but is a reduction of long-term debt in the statement of net position. This amount is the total debt principal repaid for capital leases, loans & bonded indebtedness.	2,559,315
The accretion of interest on capital appreciation bonds is not reported in the funds. This is the amount of increase in accrued interest expense for the year.	1,069
Premiums received from the issuance of bonds is recorded in the governmental funds as an other source of current resources. For the statement of net position, these premiums are amortized and a portion recognized as revenue over the life of the bonds. This is the changes in premium from the issuance of bonds.	122,807
The implementation of GASB 68 required that certain expenditures be de-expended and recorded as deferred resource inflows. These contributions made after the measurement date of 8/31/14 caused the change in the ending net position to increase in the amount of \$229,855. The District's proportionate share of the TRS pension expense on the plan as a whole had to be recorded as an expense. The net pension expense decreased the change in net position \$141,632. The result of these amounts is to increase the change in net position by \$88,223	<u>88,223</u>
Change in Net Position of Governmental Activities -- Statement of Activities	<u>\$ 6,094,596</u>

The accompanying notes are an integral part of this statement.

DENVER CITY INDEPENDENT SCHOOL DISTRICT
Denver City, Texas

STATEMENT OF FIDUCIARY NET POSITION
FIDUCIARY FUNDS
August 31, 2015

<u>Data Control Codes</u>		<u>Agency Funds</u>
	ASSETS:	
1110	Cash and Cash Equivalents	<u>\$ 167,324</u>
1000	TOTAL ASSETS	<u><u>\$ 167,324</u></u>
	LIABILITIES:	
2190	Due to Student Groups	<u>\$ 167,324</u>
2000	TOTAL LIABILITIES	<u><u>\$ 167,324</u></u>

The accompanying notes are an integral part of this statement.

DENVER CITY INDEPENDENT SCHOOL DISTRICT
Denver City, Texas

NOTES TO THE FINANCIAL STATEMENTS
Year Ended August 31, 2015

A. Summary of Significant Accounting Policies

The basic financial statements of Denver City Independent School District (the "District") have been prepared in conformity with accounting principles generally accepted in the United States of America ("GAAP") applicable to governmental units in conjunction with the Texas Education Agency's Financial Accountability System Resource Guide ("Resource Guide"). The Governmental Accounting Standards Board ("GASB") is the accepted standard setting body for establishing governmental accounting and financial reporting principles.

1. Reporting Entity

The Board of School Trustees ("Board"), a seven member group, has governance responsibilities over all activities related to public elementary and secondary education within the jurisdiction of the District. The Board is elected by the public and has exclusive power and duty to govern and oversee the management of the public schools of the District. All powers and duties not specifically delegated by statute to the Texas Education Agency ("TEA") or to the State Board of Education are reserved for the Board, and the TEA may not substitute its judgment for the lawful exercise of those powers and duties by the Board. The District receives funding from local, state and federal government sources and must comply with the requirements of those funding entities. However, the District is not included in any other governmental "reporting entity" as defined by GASB in its Statement No. 14, "The Financial Reporting Entity," as revised by GASB Statement No. 39, and there are no component units included within the reporting entity.

2. Basis of Presentation, Basis of Accounting

a. Basis of Presentation

Government-wide Statements: The statement of net position and the statement of activities include the financial activities of the overall government, except for fiduciary activities. Eliminations have been made to minimize the over-reporting of internal activities. Governmental activities generally are financed through taxes, intergovernmental revenues, and other non exchange transactions.

DENVER CITY INDEPENDENT SCHOOL DISTRICT
Denver City, Texas

NOTES TO THE FINANCIAL STATEMENTS, Page 2
Year Ended August 31, 2015

A. Summary of Significant Accounting Policies (Continued)

The statement of activities presents a comparison between direct expenses and program revenues for each function of the District's governmental activities. Direct expenses are those that are specifically associated with a program or function and, therefore, are clearly identifiable to a particular function. The District does not allocate indirect expenses in the statement of activities. Program revenues include (a) fees, fines, and charges paid by the recipients of goods or services offered by the programs and (b) grants and contributions that are restricted to meeting the operational or capital requirements of a particular program. Revenues that are not classified as program revenues, including all of taxes, are presented as general revenues.

Fund Financial Statements: The fund financial statements provide information about the District's funds, with separate statements presented for each fund category. The emphasis of fund financial statements is on major governmental funds, each displayed in a separate column. All remaining governmental funds are aggregated and reported as nonmajor funds.

The District reports the following major governmental funds:

General Fund: This is the District's primary operating fund. It accounts for all financial resources of the District except those required to be accounted for in another fund.

Debt Service Fund: This is the District's fund for the collection of revenues from property taxes for the specific purpose of retiring loans and bonded indebtedness.

Capital Projects Fund: This fund is used to report the District's construction and investment in physical plant and other capital assets.

In addition, the District reports the following fund types:

Special Revenue Funds: These funds are used to account for resources restricted to, or designated for, specific purposes by a grantor. Federal financial assistance generally is accounted for in a special revenue fund. Except for the food service fund, any unused balances are returned to the grantor at the close of specific project periods. The food service fund is the only required budgeted special revenue fund. For all other funds in this fund type, project accounting is employed to maintain integrity for the various sources of funds.

DENVER CITY INDEPENDENT SCHOOL DISTRICT
Denver City, Texas

NOTES TO THE FINANCIAL STATEMENTS, Page 3
Year Ended August 31, 2015

A. Summary of Significant Accounting Policies (Continued)

Agency Funds: These funds are used to report student activity funds and other resources held in a purely custodial capacity (assets equal liabilities). Agency funds involve only the receipt, temporary investment, and remittance of fiduciary resources to individuals, private organizations, or other governments.

Fiduciary funds are reported in the fiduciary fund financial statements. However, because their assets are held in a trustee or agent capacity and are therefore not available to support the District programs, these funds are not included in the government-wide statements.

b. Measurement Focus, Basis of Accounting

Government-wide and Fiduciary Fund Financial Statements: These financial statements are reported using the economic resources measurement focus. The government-wide financial statements are reported using the accrual basis of accounting. Revenues are recorded when earned and expenses are recorded at the time the liabilities are incurred, regardless of when the related cash flows take place. Nonexchange transactions, in which the District gives (or receives) value without directly receiving (or giving) equal value in exchange, include property taxes, grants, entitlements, and donations. On an accrual basis, revenue from property taxes is recognized in the fiscal year for which the taxes are levied. Revenues from grants, entitlements, and donations are recognized in the fiscal year in which all eligibility requirements have been satisfied.

Governmental Fund Financial Statements: Governmental funds are reported using the current financial resources measurement focus and the modified accrual basis of accounting. Under this method, the revenues are recognized when measurable and available. The District considers all revenues reported in the governmental funds to be available if the revenues are collected within sixty days after year-end. Revenues from local sources consist primarily of property taxes. Property tax revenues and revenues received from the State are recognized under the susceptible-to-accrual concept. Miscellaneous revenues are recorded as revenue when received in cash because they are generally not measurable until actually received.

Grant funds are considered earned to the extent of expenditures made under the provisions of the grant. Accordingly, when such funds are received, they are recorded as unearned revenues until related and authorized expenditures have been made. If balances have not been expended by the end of the project period, grantors sometimes require the District to refund all or part of the unused amount.

DENVER CITY INDEPENDENT SCHOOL DISTRICT
Denver City, Texas

NOTES TO THE FINANCIAL STATEMENTS, Page 4
Year Ended August 31, 2015

A. Summary of Significant Accounting Policies (Continued)

Investment earnings are recorded as earned, since they are both measurable and available. Expenditures are recorded when the related fund liability is incurred, except for principal and interest on general long-term debt, claims, and judgments, which are recognized as expenditures to the extent they have matured. General capital assets acquisitions are reported as expenditures in governmental funds. Proceeds from general long-term debt and acquisitions under capital leases are reported as other financing sources.

c. Fund Balance Classification

Restricted: This classification includes amounts for which constraints have been placed on the use of the resources either (a) externally imposed by creditors, grantors, contributors, or laws or regulations of other governments, or (b) imposed by law through constitutional provisions or enabling legislation. Debt service resources are to be used for future servicing of bonds and are restricted by State Statute. Capital projects are restricted by State Statute and are legally segregated for funding of capital improvements.

Committed: This classification includes amounts that can be used only for specific purposes pursuant to constraints imposed by formal action of the Board of Directors. These amounts cannot be used for any other purpose unless the Board of Directors removes or changes the specified use by taking the same type of action (resolution) that was employed when the funds were initially committed.

Unassigned: This classification includes the residual fund balance for the General Fund.

When the District incurs an expenditure or expense for which both restricted and unrestricted resources may be used, it is the District's policy to use restricted resources first, then unrestricted resources.

When an expenditure is incurred for which committed, assigned, or unassigned fund balances are available, the District considers amounts to have been spent first out of committed funds, then assigned funds, and finally unassigned funds.

DENVER CITY INDEPENDENT SCHOOL DISTRICT
Denver City, Texas

NOTES TO THE FINANCIAL STATEMENTS, Page 5
Year Ended August 31, 2015

A. Summary of Significant Accounting Policies (Continued)

d. Pensions

The fiduciary net position of the Teacher Retirement System of Texas (TRS) has been determined using the flow of economic resources measurement focus and full accrual basis of accounting. This includes for purposes of measuring the net pension liability, deferred outflows of resources and deferred inflows of resources related to pensions, pension expense, and information about assets, liabilities and additions to/deductions from TRS's fiduciary net position. Benefit payments (including refunds of employee contributions) are recognized when due and payable in accordance with the benefit terms. Investments are reported at fair value.

3. Financial Statement Amounts

a. Deposits and Investments

The District's cash and cash equivalents are considered to be cash on hand, demand deposits, and short-term investments with original maturities of three months or less from the date of acquisition.

State statutes authorize the District to invest in obligations of the U.S. Treasury, commercial paper, corporate bonds, repurchase agreements, and State Treasurer's Investment Pool.

Investments for the District are reported at fair value. The State Treasurer's Investment Pool is operated in accordance with appropriate state laws and regulations. The reported value of the pool is the same as the fair value of the pool shares.

b. Property Taxes

Property taxes are levied by October 1 on assessed value listed as of the prior January 1st for all real and business personal property in conformity with Subtitle E, Texas Property Tax Code. Taxes are due on receipt of the tax bill and are delinquent if not paid before February 1st of the year following the year in which imposed. On January 1st of each year, a tax lien attaches to property to secure the payment of all taxes, penalties, and interest ultimately imposed. Property tax revenues are considered available when they become due or past due and receivable within the current period.

DENVER CITY INDEPENDENT SCHOOL DISTRICT
Denver City, Texas

NOTES TO THE FINANCIAL STATEMENTS, Page 6
Year Ended August 31, 2015

A. Summary of Significant Accounting Policies (Continued)

Allowances for uncollectible tax receivables are based upon historical experience in collecting property taxes. As of August 31, 2015, the amount deemed uncollectible by this estimate was \$44,241. Uncollectible personal property taxes are periodically reviewed and written off, but the District is prohibited from writing off real property taxes without specific statutory authority from the Texas Legislature.

c. Inventories and Prepaid Items

The District records purchases of supplies as expenditures, utilizing the purchase method of accounting for inventory in accordance with the Resource Guide.

Certain payments to vendors reflect the cost applicable to future periods and are recorded as prepaid items.

d. Receivable and Payable Balances

The District believes that sufficient detail of receivable and payable balances is provided in the financial statements to avoid the obscuring of significant components by aggregation. Therefore, no disclosure is provided which disaggregates those balances. There are no significant receivables which are not scheduled for collection within one year of the period end.

e. Capital Assets

Capital assets, which include property, plant and equipment, are reported in the governmental activities column in the government-wide financial statements. Purchased or constructed capital assets are reported at cost or estimated historical cost. Donated fixed assets are recorded at their estimated fair market value at the date of the donation. The cost of normal maintenance and repairs that do not add to the value of the assets' lives are not capitalized. A capitalization threshold of \$5,000 is used.

Capital assets are being depreciated using the straight-line method over the estimated useful lives:

<u>Asset Class</u>	<u>Estimated Useful Lives</u>
Infrastructure	30
Buildings	50
Building Improvements	20
Vehicles	5-15
Office Equipment and Furniture	3-15
Computer Equipment	3

DENVER CITY INDEPENDENT SCHOOL DISTRICT
Denver City, Texas

NOTES TO THE FINANCIAL STATEMENTS, Page 7
Year Ended August 31, 2015

A. Summary of Significant Accounting Policies (Continued)

f. Deferred Outflows/Inflows of Resources

In addition to assets, the statement of net position will sometimes report a separate section for deferred outflows of resources. This separate financial statement element, *deferred outflows of resources*, represents a consumption of net position that applies to a future period(s) and so will not be recognized as an outflow of resources (expense/expenditure) until then. The District currently has two items which qualify for reporting in this category.

In addition to liabilities, the statement of financial position will sometimes report a separate section for deferred inflows of resources. This separate financial statement element, *deferred inflows of resources*, represents an acquisition of net position that applies to a future period(s) and so will not be recognized as an inflow of resources (revenue) until that time. The District currently has one type of item which arises under the modified accrual basis of accounting and one type of item that qualifies under the accrual basis of accounting. Accordingly, unavailable ad valorem tax revenue is only reported in the governmental funds balance sheet; and deferred inflows related to pensions is only reported in the government-wide statement of net position. These amounts are deferred and recognized as an inflow of resources in the period when the amounts become available.

g. Interfund Activity

Interfund activity results from loans, services provided, reimbursements or transfers between funds. Loans are reported as interfund receivables and payables as appropriate and are subject to elimination upon consolidation. Services provided, deemed to be at market or near market rates, are treated as revenues and expenditures or expenses. Reimbursements occur when one fund incurs a cost, charges the appropriate benefiting fund and reduces its related cost as a reimbursement. All other interfund transactions are treated as transfers. Transfers In and Transfers Out are netted and presented as a single "Transfers" line on the government-wide statement of activities. Similarly, interfund receivables and payables are netted and presented as a single "Internal Balances" line on the government-wide statement of net position.

DENVER CITY INDEPENDENT SCHOOL DISTRICT
Denver City, Texas

NOTES TO THE FINANCIAL STATEMENTS, Page 8
Year Ended August 31, 2015

A. Summary of Significant Accounting Policies (Continued)

h. Long-Term Obligations

In the government-wide financial statements, long-term debt and other long-term obligations are reported as liabilities. Bond premiums and discounts are deferred and amortized over the life of the bonds using the effective interest method. Bonds payable are reported net of the applicable bond premiums or discount.

In the fund financial statements, governmental fund types recognize bond premiums and discounts, as well as bond issuance costs, during the current period. The face amount of debt issued is reported as other financing sources. Premiums received on debt issuances are reported as other financing sources while discounts on debt issuances are reported as other financing uses. Issuance costs, whether or not withheld from the actual debt proceeds received, are reported as debt service expenditures.

i. Use of Estimates

The preparation of financial statements in conformity with GAAP requires the use of management's estimates and assumptions that affect the reported amounts of assets and liabilities and disclosure of contingent assets and liabilities at the date of the financial statements and the reported amounts of revenues and expenditures during the reporting period. Actual results could differ from those estimates.

j. Data Control Codes

Data Control Codes appear in the rows and above the columns of certain financial statements. The Texas Education Agency requires the display of these codes in the financial statements filed with the Agency in order to insure accuracy in building a Statewide database for policy development and funding plans.

B. Stewardship, Compliance and Accountability

1. Finance-Related Legal and Contractual Provisions

In accordance with GASB Statement No. 38, "Certain Financial Statement Note Disclosures", violations of finance-related legal and contractual provisions, if any, are reported below, along with actions taken to address such violations:

<u>Violation</u>	<u>Action Taken</u>
None Reported	Not Applicable

DENVER CITY INDEPENDENT SCHOOL DISTRICT
Denver City, Texas

NOTES TO THE FINANCIAL STATEMENTS, Page 9
Year Ended August 31, 2015

B. Stewardship, Compliance and Accountability (continued)

2. Budgetary Information

Formal budgetary accounting is employed for all required Governmental Fund Types, as outlined in TEA's Financial Accounting and Reporting module, and is presented on the modified accrual basis of accounting consistent with generally accepted accounting principles. The budget is prepared and controlled at the function level within each organization to which responsibility for controlling operations is assigned.

The official school budget is prepared for adoption for required Governmental Fund Types prior to August 20 of the preceding fiscal year for the subsequent fiscal year beginning September 1. The budget is formally adopted by the Board of Trustees at a public meeting held at least ten days after public notice has been given.

Annual budgets are adopted on a basis consistent with generally accepted accounting principles for the General Fund, the Debt Service Fund, the Capital Projects Fund, and the Child Nutrition Fund. The remaining special revenue funds adopt project-length budgets that do not correspond to the District's fiscal year. Each annual budget is presented on the modified accrual basis of accounting that is consistent with generally accepted accounting principles.

C. Deposits and Investments

Under Texas state law, the District's funds are required to be deposited and invested under the terms of a depository contract. The depository bank deposits for safekeeping and trust with the District's agent bank approved pledged securities in an amount sufficient to protect the District funds on a day-to-day basis during the period of the contract. The pledge of approved securities is waived only to the extent of the depository bank's dollar amount of Federal Deposit Insurance Corporation ("FDIC") Insurance.

Cash Deposits

At August 31, 2015, the carrying amount of the District's deposits (cash, certificates of deposit, and interest bearing savings accounts included in temporary investments) was \$14,652,871 and the bank balance was \$15,030,475. The District's cash deposits at August 31, 2015 and during the year then ended were entirely covered by FDIC insurance or by pledged collateral held by the District's agent bank in the District's name.

DENVER CITY INDEPENDENT SCHOOL DISTRICT
Denver City, Texas

NOTES TO THE FINANCIAL STATEMENTS, Page 10
Year Ended August 31, 2015

C. Deposits and Investments (Continued)

Investments

The District is required by Government Code Chapter 2256, The Public Funds Investment Act, to adopt, implement, and publicize an investment policy. That policy must address the following areas: (1) safety of principle and liquidity, (2) portfolio diversification, (3) allowable investments, (4) acceptable risk levels, (5) expected rates of return, (6) maximum allowable stated maturity of portfolio investments, (7) maximum average dollar-weighted maturity allowed based on the stated maturity date for the portfolio, (8) investment staff quality and capabilities, and (9) bid solicitation preferences for certificates of deposit.

The Public Funds Investment Act (“Act”) requires an annual audit of investment practices. Audit procedures in this area conducted as a part of the audit of the financial statements disclosed that in the areas of investment practices, management reports an establishment of appropriate policies, the District adhered to the requirements of the Act. Additionally, investment practices of the District were in accordance with local policies.

State statutes and Board policy authorize the District to invest in 1) obligations of the U.S. or its agencies and instrumentalities; 2) obligations of state, agencies, counties, cities, and other political subdivisions of any state having been rated as to investment quality by a nationally recognized investment rating firm and having received a rating of not less than “A” or its equivalent; 3) guaranteed or secured certificates of deposit issued by state or national banks domiciled in Texas; 4) obligations of the state of Texas or its agencies; 5) other obligations guaranteed by the U.S. or the state of Texas or their agencies and instrumentalities; 6) fully collateralized repurchase agreements; and 7) public funds investment pools. Temporary investments are reported at cost, which approximates market, and are secured, when necessary, by the FDIC or obligations of items 1-4 above at 102% of the investment’s market value.

The District’s investments at August 31, 2015 included investment pools in the amount of \$41,867,923.

<u>Investment Pool</u>	<u>Account Name</u>	<u>Fund Rating (Standard & Poor’s)</u>	<u>Maturity</u>	<u>Amount</u>
Lone Star - GOF	General Fund	AAAm	Wtd Avg Maturity 27 days	\$ 33,897,497
Lone Star – GOF	Interest & Sinking	AAAm	Wtd Avg Maturity 27 days	3,268,711
Lone Star – GOF	Construction	AAAm	Wtd Avg Maturity 27 days	<u>4,701,715</u>
				<u>\$ 41,867,923</u>

DENVER CITY INDEPENDENT SCHOOL DISTRICT
Denver City, Texas

NOTES TO THE FINANCIAL STATEMENTS, Page 11
Year Ended August 31, 2015

C. Deposits and Investments (Continued)

Public Funds Investment Pools

Public funds investment pools in Texas (“Pools”) are established under the authority of the Interlocal Cooperation Act, Chapter 79 of the Texas Government Code, and are subject to the provisions of the Public Funds Investment Act (the “Act”), Chapter 2256 of the Texas Government Code. In addition to other provisions of the Act designed to promote liquidity and safety of principal, the Act requires Pools to: 1) have an advisory board composed of participants in the pool and other persons who do not have a business relationship with the pool and are qualified to advise the pool; 2) maintain a continuous rating of now lower than AAA or AAA-m or an equivalent rating by at least one nationally recognized rating service; and 3) maintain the market value of its underlying investment portfolio within one half of one percent of the value of its shares.

The District’s investments in Pools are reported at an amount determined by the fair value per share of the pool’s underlying portfolio, unless the pool is 2a7-like, in which case they are reported at share value. A 2a7-like pool is one which is not registered with the Securities and Exchange Commission (“SEC”) as an investment company, but nevertheless has a policy that it will, and does, operate in a manner consistent with the SEC’s Rule 2a7 of the Investment Company Act of 1940.

Analysis of Specific Deposit and Investment Risks

GASB Statement No. 40 requires a determination as to whether the District was exposed to the following specific investment risks at year end as if so, the reporting of certain related disclosures:

a. Credit Risk

Credit risk is the risk that an issuer or other counterparty to an investment will not fulfill its obligations. The ratings of securities by nationally recognized agencies are designed to give an indication of credit risk. At year end, the District was not significantly exposed to credit risk.

b. Custodial Credit Risk

Deposits are exposed to custodial credit risk if they are not covered by depository insurance and the deposits are uncollateralized, collateralized with securities held by the pledging financial institution, or collateralized with securities held by the pledging financial institution’s trust department or agent but not in the District’s name.

DENVER CITY INDEPENDENT SCHOOL DISTRICT
Denver City, Texas

NOTES TO THE FINANCIAL STATEMENTS, Page 12
Year Ended August 31, 2015

C. Deposits and Investments (continued)

Investment securities are exposed to custodial credit risk if the securities are uninsured, are not registered in the name of the government, and are held by either the counterparty or the counterparty's trust department or agent but not in the District's name. At year end, the District was not exposed to custodial credit risk.

c. Concentration of Credit Risk

This risk is the risk of loss attributed to the magnitude of a government's investment in a single issuer. At year end, the District was not exposed to concentration of credit risk.

d. Interest Rate Risk

This is the risk that changes in interest rates will adversely affect the fair value of an investment. At year end, the District was not exposed to interest rate risk.

e. Foreign Currency Risk

This is the risk that exchange rates will adversely affect the fair value of an investment. At year end, the District was not exposed to foreign currency risk.

The District's general policy is to report money market investments and short-term participating interest-earning investment contracts at amortized cost and to report nonparticipating interest-earning investment contracts using a cost-based measure. However, if the fair value of an investment is significantly affected by the impairment of the credit standing of the issuer or by other factors, it is reported at fair value. All other investments are reported at fair value unless a legal contract exists which guarantees a higher value. The term "short-term" refers to investments which have a remaining term of one year or less at time of purchase. The term "nonparticipating" means that the investment's value does not vary with market interest rate changes. Nonnegotiable certificates of deposit are examples of nonparticipating interest-earning investment contracts.

DENVER CITY INDEPENDENT SCHOOL DISTRICT
Denver City, Texas

NOTES TO THE FINANCIAL STATEMENTS, Page 13
Year Ended August 31, 2015

D. Interfund Balances and Activities

Interfund balances at August 31, 2015 consisted of the following individual fund balances:

<u>Fund</u>	<u>Due from Other Funds</u>	<u>Due to Other Funds</u>
<u>General Fund:</u>		
Capital Projects	\$ -	\$ 4,675,454
Special Revenue Funds	-	27,983
Special Revenue Funds	<u>75,157</u>	<u>-</u>
<u>Total General Fund</u>	<u>75,157</u>	<u>4,703,437</u>
<u>Capital Projects:</u>		
General Fund	<u>4,675,454</u>	<u>-</u>
<u>Special Revenue Funds:</u>		
General Fund	<u>27,983</u>	<u>75,157</u>
<u>Total</u>	<u>\$ 4,778,594</u>	<u>\$ 4,778,594</u>

These interfund receivables and payables were recorded to eliminate cash flow deficits of various funds and to record balances not repaid as of year-end. All amounts due are scheduled to be repaid within one year.

E. Interfund Transfers

<u>Transfer From Fund</u>	<u>Transfer To Fund</u>	<u>Amount</u>
General Fund	Special Revenue Fund	\$ 303,161

The District transferred \$303,161 from the General Fund to the Food Service Fund to cover the deficit from food service activities.

F. Capital Assets

Capital asset activity for the year ended August 31, 2015 was as follows:

<u>Government Activities</u>	<u>Balance 09/01/14</u>	<u>Additions</u>	<u>Deletions/ Reclassifications</u>	<u>Balance 08/31/15</u>
Land	\$ 1,061,479	\$ -	\$ -	\$ 1,061,479
Construction in Progress	3,312,899	763,469	(3,312,899)	763,469
Buildings & Improvements	61,614,715	6,480,337	3,312,899	71,407,951
Vehicles	2,765,757	86,154	-	2,851,911
Furniture & Equipment	<u>3,153,178</u>	<u>423,340</u>	<u>-</u>	<u>3,576,518</u>
Total Capital Assets	71,908,028	7,753,300	-	79,661,328

DENVER CITY INDEPENDENT SCHOOL DISTRICT
Denver City, Texas

NOTES TO THE FINANCIAL STATEMENTS, Page 14
Year Ended August 31, 2015

F. Capital Assets (Continued)

Less Accumulated

Depreciation:

Buildings & Improvements	18,867,002	1,242,041	-	20,109,043
Vehicles	1,780,022	197,125	-	1,977,147
Furniture & Equipment	<u>2,000,514</u>	<u>350,871</u>	-	<u>2,351,385</u>
Total Accum. Depreciation	<u>22,647,539</u>	<u>1,790,037</u>	-	<u>24,437,575</u>
Net Capital Assets	<u>\$ 49,260,490</u>	<u>\$ 5,963,263</u>	<u>\$ -</u>	<u>\$ 55,223,753</u>

Depreciation was charges to functions as follows:

11-Instructions	\$ 966,117
12-Instructional Resources & Media Services	25,594
13-Curriculum Development	21,166
23-School Leadership	108,529
31-Guidance, Counseling & Evaluation Services	47,503
33-Health Services	19,372
34-Student (Pupil) Transportation	38,128
35-Food Service	121,626
36-Cocurricular/Extracurricular Activities	123,211
41-General Administration	93,987
51-Plant Maintenance & Operations	<u>224,804</u>
	<u>\$ 1,790,037</u>

G. Short-Term Debt Activity

The District accounts for short-term debts for maintenance purposes through the General Fund. The proceeds from loans are shown in the financial statements as Other Resources.

H. Long-Term Obligations (continued)

Long-term obligations include debt and other long-term liabilities. During each year while bonds are outstanding, the District is required to levy and collect sufficient ad valorem taxes to provide for the payment of principal and interest as it becomes due. The District complied with all significant limitations and restrictions contained in the bond indentures. Interest expense of \$1,160,309 was charged to expense in the current period.

DENVER CITY INDEPENDENT SCHOOL DISTRICT
Denver City, Texas

NOTES TO THE FINANCIAL STATEMENTS, Page 15
Year Ended August 31, 2015

H. Long-Term Obligations (continued)

1. Changes in long-term obligations for the year ended August 31, 2015, are as follows:

<u>Governmental Activities:</u>	<u>Beginning Balance</u>	<u>Increases</u>	<u>Decrease</u>	<u>Ending Balance</u>	<u>Due Within One Year</u>
General obligation bonds	\$ 30,574,316	\$ -	\$ 2,559,316	\$ 28,015,000	\$ 2,675,000
Accum Accretion on CAB's	1,069	274	1,343	-	-
Premium on Bonds	915,537	-	122,806	792,731	-
Total governmental activities	<u>\$ 31,490,922</u>	<u>\$ 274</u>	<u>\$ 2,683,465</u>	<u>\$ 28,807,731</u>	<u>\$ 2,675,000</u>

<u>General Obligation Bonds – Descriptions</u>	<u>Interest Rate</u>	<u>Maturity</u>	<u>Amount Of Original Issue</u>	<u>Amount Outstanding 8/31/2015</u>
Unlimited Tax School Building Bonds-Series 2009	2.50% to 3.25%	2-15-2017	\$ 14,990,000	\$ 1,750,000
Unlimited Tax School Building Bonds-Series 2011	2.00% to 4.00%	2-15-2021	24,999,977	825,000
Unlimited Tax Refunding Bonds-Series 2012	2.00%	2-15-2019	9,010,000	9,010,000
Unlimited Tax School Building Bonds-Series 2013	2.00% to 5.00%	2-15-2033	19,190,000	16,430,000
				<u>\$ 28,015,000</u>

2. Debt service requirements on general obligation bonds at August 31, 2015, are as follows:

<u>Year Ending August 31,</u>	<u>Governmental Activities</u>		
	<u>Principal</u>	<u>Interest</u>	<u>Total</u>
2016	\$ 2,675,000	\$ 1,045,625	\$ 3,720,625
2017	2,740,000	981,612	3,721,612
2018	2,800,000	919,450	3,719,450
2019	2,860,000	860,375	3,720,375
2020	1,640,000	797,750	2,437,750
2021-2025	4,745,000	3,255,125	8,000,125
2026-2030	6,095,000	1,907,625	8,002,625
2031-2033	4,460,000	341,750	4,801,750
	<u>\$ 28,015,000</u>	<u>\$ 10,109,312</u>	<u>\$ 38,124,312</u>

DENVER CITY INDEPENDENT SCHOOL DISTRICT
Denver City, Texas

NOTES TO THE FINANCIAL STATEMENTS, Page 16
Year Ended August 31, 2015

I. Pension Plan

1. Plan Description

The District participates in a cost-sharing multiple-employer defined benefit pension that has a special funding situation. The plan is administered by the Teacher Retirement System of Texas (TRS). TRS's defined benefit pension plan is established and administered in accordance with the Texas Constitution, Article XVI, Section 67 and Texas Government Code, Title 8, Subtitle C. The pension trust fund is a qualified pension trust under Section 401(a) of the Internal Revenue Code. The Texas Legislature establishes benefits and contribution rates within the guidelines of the Texas Constitution. The pension's Board of Trustees does not have the authority to establish or amend benefit terms.

All employees of public, state-supported educational institutions in Texas who are employed for one-half or more of the standard work load and who are not exempted from membership under Texas Government Code, Title 8, Section 822.002 are covered by the system.

2. Pension Plan Fiduciary Net Position

Detailed information about the Teacher Retirement System's fiduciary net position is available in a separately-issued Comprehensive Annual Financial Report that includes financial statements and required supplementary information. That report may be obtained on the Internet at <http://www.trs.state.tx.us/about/documents/cafr.pdf#CAFR>; by writing to TRS at 1000 Red River Street, Austin, TX 78701-2698; or by calling (512) 542-6592.

3. Benefits Provided

TRS provides service and disability retirement, as well as death and survivor benefits, to eligible employees (and their beneficiaries) of public and higher education in Texas. The pension formula is calculated using 2.3 percent (multiplier) times the average of the five highest annual creditable salaries times years of credited service to arrive at the annual standard annuity except for members who are grandfathered, the three highest annual salaries are used. The normal service retirement is at age 65 with 5 years of credited service or when the sum of the member's age and years of credited service equals 80 or more years. Early retirement is at age 55 with 5 years of service credit or earlier than 55 with 30 years of service credit. There are additional provisions for early retirement if the sum of the member's age and years of service credit total at least 80, but the member is less than age 60 or 62 depending on date of employment, or if the member was grandfathered in under a previous rule. There are no automatic post-employment benefit changes; including automatic COLAs. Ad hoc post-employment benefit changes,

DENVER CITY INDEPENDENT SCHOOL DISTRICT
Denver City, Texas

NOTES TO THE FINANCIAL STATEMENTS, Page 17
Year Ended August 31, 2015

I. Pension Plan (continued)

including ad hoc COLAs can be granted by the Texas Legislature as noted in the Plan description in (1) above.

4. Contributions

Contribution requirements are established or amended pursuant to Article 16, section 67 of the Texas Constitution which requires the Texas legislature to establish a member contribution rate of not less than 6% of the member's annual compensation and a state contribution rate of not less than 6% and not more than 10% of the aggregate annual compensation paid to members of the system during the fiscal year. Texas Government Code section 821.006 prohibits benefit improvements, if as a result of the particular action, the time required to amortize TRS' unfunded actuarial liabilities would be increased to a period that exceeds 31 years, or, if the amortization period already exceeds 31 years, the period would be increased by such action.

Employee contribution rates are set in state statute, Texas Government Code 825.402. Senate Bill 1458 of the 83rd Texas Legislature amended Texas Government Code 825.402 for member contributions and established employee contribution rates for fiscal years 2014 thru 2017. It also added a 1.5% contribution for employers not paying Old Age Survivor and Disability Insurance (OASDI) on certain employees effective for fiscal year 2015 as discussed in Note 1 of the TRS 2014 CAFR. The 83rd Texas Legislature, General Appropriations Act (GAA) established the employer contribution rates for fiscal years 2014 and 2015.

	<u>Contribution Rates</u>	
	<u>2014</u>	<u>2015</u>
Member	6.4%	6.7%
Non-Employer Contributing Entity (State)	6.8%	6.8%
Employers	6.8%	6.8%
2014 Employer Contributions	\$ 145,433	
2014 Member Contributions	\$ 636,221	
2014 NECE On-behalf Contributions	\$ 536,077	

Contributors to the plan include members, employers and the State of Texas as the only non-employer contributing entity. The State is the employer for senior colleges, medical schools and state agencies including TRS. In each respective role, the State contributes to the plan in accordance with state statutes and the General Appropriations Act (GAA).

DENVER CITY INDEPENDENT SCHOOL DISTRICT
Denver City, Texas

NOTES TO THE FINANCIAL STATEMENTS, Page 18
Year Ended August 31, 2015

I. Pension Plan (continued)

As the non-employer contributing entity for public education and junior colleges, the State of Texas contributes to the retirement system an amount equal to the current employer contribution rate times the aggregate annual compensation of all participating members of the pension trust fund during the fiscal year reduced by the amounts described below which are paid by the employers. Employers (public school, junior college, or other entities or the State of Texas as the employer for senior universities and medical schools) are required to pay the employer contribution rate in the following instances:

- On the portion of the member's salary that exceeds the statutory minimum for members entitled to the statutory minimum under Section 21.402 of the Texas Education Code.
- During a new member's first 90 days of employment.
- When any part or all of an employee's salary is paid by federal funding sources, a privately sponsored source, from non-educational and general, or local funds.
- When the employing district is a public junior college or junior college district, the employer shall contribute to the retirement system an amount equal to 50% of the state contribution rate for certain instructional or administrative employees; and 100% of the state contribution rate for all other employees.

In addition to the employer contributions listed above, when employing a retiree of the Teacher Retirement System the employer shall pay both the member contribution and the state contribution as an employment after retirement surcharge.

5. Actuarial Assumptions

The total pension liability in the August 31, 2014 actuarial valuation was determined using the following actuarial assumptions:

Valuation Date	August 31, 2014
Actuarial Cost Method	Individual Entry Age Normal
Amortization Method	Level Percentage of Payroll, Open
Remaining Amortization Period	30 years
Asset Valuation Method	5 year Market Value
Discount Rate	8.00%
Long-term expected Investment Rate of Return*	8.00%
Salary Increases*	4.25% to 7.25%
Weighted-Average at Valuation Date	5.55%
Payroll Growth Rate	3.50%

*Includes Inflation of 3%

DENVER CITY INDEPENDENT SCHOOL DISTRICT
Denver City, Texas

NOTES TO THE FINANCIAL STATEMENTS, Page 19
Year Ended August 31, 2015

I. Pension Plan (continued)

The actuarial methods and assumptions are primarily based on a study of actual experience for the four year period ending August 31, 2010 and adopted on April 8, 2011. With the exception of the post-retirement mortality rates for healthy lives and a minor change to the expected retirement age for inactive vested members stemming from the actuarial audit performed in the Summer of 2014, the assumptions and methods are the same as used in the prior valuation. When the mortality assumptions were adopted in 2011 they contained a significant margin for possible future mortality improvement. As of the date of the valuation there has been a significant erosion of this margin to the point that the margin has been eliminated. Therefore, the post-retirement mortality rates for current and future retirees was decreased to add additional margin for future improvement in mortality in accordance with the Actuarial Standards of Practice No. 35.

6. Discount Rate

The discount rate used to measure the total pension liability was 8.0%. There was no change in the discount rate since the previous year. The projection of cash flows used to determine the discount rate assumed that contributions from plan members and those of the contributing employers and the non-employer contributing entity are made at the statutorily required rates. Based on those assumptions, the pension plan's fiduciary net position was projected to be available to make all future benefit payments of current plan members. Therefore, the long-term expected rate of return on pension plan investments was applied to all periods of projected benefit payments to determine the total pension liability. The long-term rate of return on pension plan investments is 8%. The long-term expected rate of return on pension plan investments was determined using a building-block method in which best-estimates ranges of expected future real rates of return (expected returns, net of pension plan investment expense and inflation) are developed for each major asset class. These ranges are combined to produce the long-term expected rate of return by weighting the expected future real rates of return by the target asset allocation percentage and by adding expected inflation. Best estimates of geometric real rates of return for each major asset class included in the Systems target asset allocation as of August 31, 2014 are summarized below:

DENVER CITY INDEPENDENT SCHOOL DISTRICT
Denver City, Texas

NOTES TO THE FINANCIAL STATEMENTS, Page 20
Year Ended August 31, 2015

I. Pension Plan (continued)

Asset Class	Target Allocation	Real Return Geometric Basis	Long-Term Expected Portfolio Real Rate of Return*
Global Equity			
U.S.	18%	7.0%	1.4%
Non-U.S. Developed	13%	7.3%	1.1%
Emerging Markets	9%	8.1%	0.9%
Directional Hedge Funds	4%	5.4%	0.2%
Private Equity	13%	9.2%	1.4%
Stable Value			
U.S. Treasuries	11%	2.9%	0.3%
Absolute Return	0%	4.0%	0.0%
Stable Value Hedge Funds	4%	5.2%	0.2%
Cash	1%	2.0%	0.0%
Real Return			
Global Inflation Linked Bonds	3%	3.1%	0.0%
Real Assets	16%	7.3%	1.5%
Energy and Natural Resources	3%	8.8%	0.3%
Commodities	0%	3.4%	0.0%
Risk Parity			
Risk Parity	5%	8.9%	0.4%
Alpha			<u>1.0%</u>
Total	<u>100%</u>		<u>8.7%</u>

*The Expected Contribution Returns incorporates the volatility drag resulting from the Conversion between Arithmetic and Geometric mean returns.

7. Discount Rate Sensitivity Analysis

The following schedule shows the impact of the Net Pension Liability if the discount rate used was 1% less than and 1% greater than the discount rate that was used (8%) in measuring the 2014 Net Pension Liability.

	<u>1% Decrease in Discount Rate (7.0%)</u>	<u>Discount Rate (8.0%)</u>	<u>1% Increase in Discount Rate (9.0%)</u>
District's proportionate Share of the net pension liability:	\$ 2,738,076	\$ 1,532,271	\$ 630,553

DENVER CITY INDEPENDENT SCHOOL DISTRICT
Denver City, Texas

NOTES TO THE FINANCIAL STATEMENTS, Page 21
Year Ended August 31, 2015

I. Pension Plan (continued)

8. Pension Liabilities, Pension Expense, and Deferred Outflows of Resources and Deferred Inflows of Resources Related to Pensions

At August 31, 2014, the District reported a liability of \$1,532,271 for its proportionate share of the TRS's net pension liability. This liability reflects a reduction for State pension support provided to the District. The amount recognized by the District as its proportionate share of the net pension liability, the related State support, and the total portion of the net pension liability that was associated with the District were as follows:

District's Proportionate share of the collective net pension liability	\$ 1,532,271
State's proportionate share that is associated with the District	<u>\$ 5,660,095</u>
Total	<u>\$ 7,192,366</u>

The net pension liability was measured as of August 31, 2014 and the total pension liability used to calculate the net pension liability was determined by an actuarial valuation as of that date. The employer's proportion of the net pension liability was based on the employer's contributions to the pension plan relative to the contributions of all employers to the plan for the period September 1, 2013 thru August 31, 2014.

At August 31, 2014 the employer's proportion of the collective net pension liability was 0.0057364%. Since this is the first year of implementation, the District does not have the proportion measured as of August 31, 2013. The Notes to the Financial Statements for August 31, 2014 for TRS stated that the change in proportion was immaterial and, therefore, disregarded this year.

There were no changes of assumptions or other inputs that affected measurement of the total pension liability during the measurement period.

There was a change in employer contribution requirements that occurred after the measurement date of the net pension liability and the employer's reporting date. A 1.5% contribution for employers not paying Old Age Survivor and Disability Insurance (OASDI) on certain employees went into law effective September 1, 2014. The amount of the expected resultant change in the employer's proportion cannot be determined at this time.

For the year ended August 31, 2014, the District recognized pension expense of \$523,265 and revenue of \$523,265 for support provided by the State.

DENVER CITY INDEPENDENT SCHOOL DISTRICT
Denver City, Texas

NOTES TO THE FINANCIAL STATEMENTS, Page 22
Year Ended August 31, 2015

I. Pension Plan (continued)

At August 31, 2014, the District reported its proportionate share of the TRS's deferred outflows of resources and deferred inflows of resources related to pensions from the following sources:

	<u>Deferred Outflows of Resources</u>	<u>Deferred Inflows of Resources</u>
Differences between expected and actual		
Economic experience	\$ 23,697	\$ -
Changes in actuarial assumptions	\$ 99,599	\$ -
Difference between projected and actual		
Investment earnings	\$ -	\$ 468,325
Changes in proportion and difference between		
The employer's contributions and the		
Proportionate share of contributions	<u>\$ -</u>	<u>\$ 402</u>
Total	<u>\$ 123,296</u>	<u>\$ 468,727</u>

The net amounts of the employer's balances of deferred outflows and inflows of resources related to pensions will be recognized in pension expense as follows:

<u>Year ended June 30:</u>	<u>Pension Expense Amount</u>
2015	\$ (96,349)
2016	(96,349)
2017	(96,349)
2018	(96,349)
2019	20,732
Thereafter	19,233

At August 31, 2015, the District reported its proportionate share of the TRS's deferred outflows of resources and deferred inflows of resources related to pensions from the following sources:

	<u>Deferred Outflows of Resources</u>	<u>Deferred Inflows of Resources</u>
Total net amounts per August 31, 2014		
measurement date	\$ 123,296	\$ 468,727
Contributions paid to TRS subsequent to the		
measurement date	<u>229,855</u>	<u>-</u>
Total	<u>\$ 353,151</u>	<u>\$ 468,727</u>

DENVER CITY INDEPENDENT SCHOOL DISTRICT
 Denver City, Texas

NOTES TO THE FINANCIAL STATEMENTS, Page 23
 Year Ended August 31, 2015

J. School District Retiree Health Plan

Plan Description - The District contributes to the Texas Public School Retired Employees Group Insurance Program (TRS-Care), a cost-sharing multiple-employer defined benefit postemployment health care plan administered by the Teacher Retirement System of Texas. TRS-Care provides health care coverage for certain persons (and their dependents) who retired under the Teacher Retirement System of Texas. The statutory authority for the program is Texas Insurance Code, Chapter 1575. Section 1575.052 grants the TRS Board of Trustees the authority to establish and amend basic and optional group insurance coverage for participants. The TRS issues a publicly available financial report that includes financial statements and required supplementary information for TRS-Care. That report may be obtained by visiting the TRS Web site under the TRS Publications heading, by calling the TRS Communications Department at 1-800-223-8778, or by writing to the Communications Department of the Teacher Retirement System of Texas at 1000 Red River Street, Austin, Texas 78701.

Funding Policy - Contribution requirements are not actuarially determined but are legally established each biennium by the Texas Legislature. Texas Insurance Code, Sections 1575.202, 203, and 204 establish state, active employee, and public school contributions, respectively. Funding for free basic coverage is provided by the program based upon public school district payroll. Per Texas Insurance Code, Chapter 1575, the public school contribution may not be less than 0.25% or greater than 0.75% of the salary of each active employee of the public school. Funding for optional coverage is provided by those participants selecting the optional coverage. Contribution rates and amounts are shown in the table below for fiscal years 2015-2013.

Contribution Rates and Contribution Amounts						
<u>Active Member</u>			<u>State</u>		<u>School District</u>	
<u>Year</u>	<u>Rate</u>	<u>Amount</u>	<u>Rate</u>	<u>Amount</u>	<u>Rate</u>	<u>Amount</u>
2015	0.65%	\$ 65,735	1.0%	\$ 101,131	0.55%	\$ 55,637
2014	0.65%	\$ 64,615	1.0%	\$ 99,409	0.55%	\$ 54,690
2013	0.65%	\$ 61,988	0.5%	\$ 47,683	0.55%	\$ 52,463

K. Medicare Part D

The Medicare Prescription Drug, Improvement, and Modernization Act of 2003, which was effective January 1, 2006, established prescription drug coverage for Medicare beneficiaries known as Medicare Part D. One of the provisions of Medicare Part D allows for the Texas Public School Retired Employee Group Insurance Program (TRS-Care) to receive retiree drug expenditures for eligible TRS-Care participants. The District's portion of subsidy reimbursements received by TRS for the years ended August 31, 2015, 2014, and 2013 were \$55,757, \$32,821, and \$33,663, respectively.

DENVER CITY INDEPENDENT SCHOOL DISTRICT
Denver City, Texas

NOTES TO THE FINANCIAL STATEMENTS, Page 24
Year Ended August 31, 2015

L. Health Care Coverage

During the year ended August 31, 2015, employees of the District were covered by a health insurance plan (the Plan). The District paid premiums of \$354 per month per employee participating in the plan. Employees, at their option, authorized payroll deductions to pay premiums for dependents. All premiums were paid to a licensed insurer. The Plan was authorized by Section 21.922, Texas Education Code and was documented by contractual agreement.

The contract between the District and the licensed insurer is renewable annually, and terms of coverage and premium costs are included in the contractual provisions.

M. Workers' Compensation

During the year ended August 31, 2015, the District was unable to obtain workers' compensation insurance at a cost it considered to be economically justifiable. Therefore, the District joined together with several other school districts in the region to form South Plains School Workers' Compensation Program (SPSWCP), a public entity risk pool currently operating as a common risk management and insurance program for the school districts. The District pays an annual premium to SPSWCP for its workers' compensation insurance coverage. The agreement for formation of the SPSWCP provides that SPSWCP will be self-sustaining through member premiums and will reinsure through commercial companies for claims in excess of \$350,000 for each insured event. Also, should claims exceed the aggregate attachment level of \$2,006,829; an additional \$1 million of coverage is available.

O. Litigation

There was no litigation pending or in progress against the District at August 31, 2015.

P. Commitments and Contingencies

The District participates in grant programs which are governed by various rules and regulations of the grantor agencies. Costs charged to the respective grant programs are subject to audit and adjustment by the grantor agencies; therefore, to the extent that the District has not complied with the rules and regulations governing the grants, refunds of any money received may be required and the collectibility of any related receivable may be impaired. In the opinion of the District, there are no significant contingent liabilities relating to compliance with the rules and regulations governing the respective grants; therefore, no provision has been recorded in the accompanying combined financial statements for such contingencies.

DENVER CITY INDEPENDENT SCHOOL DISTRICT
Denver City, Texas

NOTES TO THE FINANCIAL STATEMENTS, Page 25
Year Ended August 31, 2015

Q. Shared Services Arrangements

As of July 1, 2015, the District became the fiscal agent for a special education share service arrangement (SSA) and provides many of the special education services for member districts. According to guidance provided in the FAR, the District has accounted for the fiscal agent's activities of the SSA in Special Revenue Fund 437, Shared Service Arrangements – Special Education, and uses Model 3 in the SSA section of the FAR.

The District also acts as fiscal agent in share service arrangements with various districts for IDEA B, Formula and for IDEA-B, Preschool. The District receives program funds from the granting agency and remits a portion of the grant funds to participating member districts. The District accounts for these grants in Special Revenues Funds 313 and 314, respectively, according to Model 1 in the SSA section of the FAR.

The Districts served by the special education shared services arrangement are listed below.

Denver City ISD
Loop ISD
New Home ISD
O'Donnell ISD
Plains ISD
Seagraves ISD
Tahoka ISD
Wellman-Union ISD

The District, as fiscal agent, is neither accumulating significant financial resources nor fiscal exigencies that would give rise to a future additional benefit or burden to the member districts. The fiscal agent is responsible for all financial activities of the SSA.

R. Prior Period Adjustment – Change in Accounting Standard

During fiscal year 2015, the District adopted GASB Statement No. 68 for Accounting and Reporting for Pensions. With GASB 68, the District must assume their proportionate share of the Net Pension Liability of the Teacher Retirement System of Texas. Adoption of GASB 68 required a prior period adjustment to report the effect of GASB 68 retroactively. The amount of the prior period adjustment is (\$1,736,070). The restated beginning net position is \$74,439,844.

REQUIRED SUPPLEMENTARY INFORMATION

DENVER CITY INDEPENDENT SCHOOL DISTRICT
Denver City, Texas

GENERAL FUND
BUDGETARY COMPARISON SCHEDULE
For the Year Ended August 31, 2015

Data Control Codes		Budgeted Amounts		Actual	Variance with Final Budget Positive (Negative)
		Original	Final		
	REVENUES:				
5700	Local and Intermediate Sources	\$ 32,166,000	\$ 32,166,000	\$ 32,560,435	\$ 394,435
5800	State Program Revenues	4,047,453	4,047,453	4,055,055	7,602
5020	Total Revenues	<u>36,213,453</u>	<u>36,213,453</u>	<u>36,615,490</u>	<u>402,037</u>
	EXPENDITURES:				
	Current:				
0011	Instruction	9,531,804	9,196,804	8,842,202	354,602
0012	Instructional Resources and Media Services	273,310	275,025	239,476	35,549
0013	Curriculum Dev. & Instructional Staff Dev.	142,500	152,500	148,705	3,795
0023	School Leadership	1,112,550	1,115,550	1,077,720	37,830
0031	Guidance, Counseling & Evaluation Services	518,036	518,036	460,716	57,320
0033	Health Services	207,050	207,050	192,364	14,686
0034	Student (Pupil) Transportation	706,050	706,050	377,200	328,850
0036	Curricular/Extracurricular Activities	1,258,785	1,258,785	1,198,928	59,857
0041	General Administration	972,528	972,528	929,814	42,714
0051	Plant Maintenance and Operations	2,273,250	2,273,250	2,224,531	48,719
0052	Security and Monitoring Services	62,100	62,100	54,363	7,737
0053	Data Processing Services	306,000	306,000	300,636	5,364
0061	Community Services	1,501	27,501	27,141	360
0081	Capital Outlay	-	-	-	-
0091	Contracted Instructional Services Between Public Schools	18,500,000	18,500,000	17,599,107	900,893
0093	Payments to Fiscal Agent/Member Districts (SSA)	-	112,000	109,720	2,280
6030	Total Expenditures	<u>35,865,464</u>	<u>35,683,179</u>	<u>33,782,623</u>	<u>1,900,556</u>
	Other Financing Sources (Uses):				
7915	Operating Transfers In	-	-	-	-
8911	Operating Transfers Out	-	(305,000)	(303,161)	1,839
	Total Other Financing Sources and (Uses)	-	<u>(305,000)</u>	<u>(303,161)</u>	<u>1,839</u>
1200	Net Change in Fund Balance	347,989	225,274	2,529,706	2,304,432
0100	Fund Balance - Beginning	<u>40,532,822</u>	<u>40,532,822</u>	<u>40,532,822</u>	-
3000	Fund Balance - Ending	<u>\$ 40,880,811</u>	<u>\$ 40,758,096</u>	<u>\$ 43,062,528</u>	<u>\$ 2,304,432</u>

DENVER CITY INDEPENDENT SCHOOL DISTRICT
Denver City, Texas

SCHEDULE OF THE DISTRICT'S PROPORTIONATE SHARE OF THE NET PENSION LIABILITY
TEACHER RETIREMENT SYSTEM
For the Year Ended August 31, 2015

	<u>2015</u>
District's Proportion of the Net Pension Liability (Asset)	0.0057364%
District's Proportionate Share of Net Pension Liability (Asset)	\$ 1,532,271
State's Proportionate Share of the Net Pension Liability (Asset) associated with the District	<u>\$ 5,660,095</u>
Total	<u>\$ 7,192,366</u>
District's Covered Employee Payroll	\$ 9,940,929
District's Proportionate Share of the Net Pension Liability (Asset) as a percentage of its Covered Employee Payroll	15.41%
Plan Fiduciary Net Position as a percentage of the Total Pension Liability	83.25%

Note: Only one year of data is presented in accordance with GASB #68, paragraph 138. "The information for all periods for the 10-year schedules that are required to be presented as required supplementary information may not be available initially. In these cases, during the transition period, that information should be presented for as many years as are available. The schedules should not include information that is not measured in accordance with the requirements of this Statement."

DENVER CITY INDEPENDENT SCHOOL DISTRICT
Denver City, Texas

SCHEDULE OF THE DISTRICT CONTRIBUTIONS
TEACHER RETIREMENT SYSTEM
For the Year Ended August 31, 2015

	<u>2015</u>
Contractually Required Contribution	\$ 229,855
Contribution in Relation to the Contractually Required Contribution	<u>\$ (229,855)</u>
Contribution Deficiency (Excess)	<u><u>\$ -</u></u>
District's Covered Employee Payroll	\$ 10,113,116
Contributions as a percentage of Covered Employee Payroll	2.27%

Note: GASB 68, Paragraph 81.2.b requires that the data in this schedule be presented as of the District's current fiscal year as opposed to the time period covered by the measurement date of September 1, 2013-August 31, 2014.

Note: Only one year of data is presented in accordance with GASB #68, paragraph 138. "The information for all periods for the 10-year schedules that are required to be presented as required supplementary information may not be available initially. In these cases, during the transition period, that information should be presented for as many years as are available. The schedules should not include information that is not measured in accordance with the requirements of this Statement."

OTHER SUPPLEMENTARY INFORMATION

DENVER CITY INDEPENDENT SCHOOL DISTRICT
Denver City, Texas

SCHEDULE OF DELINQUENT TAXES RECEIVABLE
For the Year Ended August 31, 2015

Last Ten Years Ended August 31*	1		2		3	10		20		31		40		50	
	Maintenance	Debt Service	Tax Rates	Total		Assessed/Appraised Value for School Tax Purposes	Beginning Balance 09/01/14	Current Year's Total Levy	Maintenance Total Collections	Debt Service Total Collections	Entire Year's Adjustments	Ending Balance 08/31/15			
Prior Years	Various	Various	Various	Various	--	\$ 14,568	\$ -	\$ 3,473	\$ -	\$ (2,295)	\$ 8,800				
2007	1.37000	0.07320	1.4432	1.4432	2,460,093,968	2,772	-	493	26	(22)	2,231				
2008	1.04000	0.00000	1.0400	1.0400	2,504,996,806	1,917	-	375	-	(15)	1,527				
2009	1.04000	0.00000	1.0400	1.0400	3,263,918,118	3,477	-	814	-	-	2,663				
2010	1.04000	0.21330	1.2533	1.2533	3,205,963,750	4,216	-	998	205	(7)	3,006				
2011	1.04000	0.21330	1.2533	1.2533	3,627,078,077	7,295	-	2,738	562	-	3,995				
2012	1.04000	0.21330	1.2533	1.2533	3,595,168,173	9,362	-	3,998	820	(886)	3,658				
2013	1.04000	0.21330	1.2533	1.2533	3,356,070,055	22,539	-	12,619	2,588	(1,350)	5,982				
2014	1.04000	0.21330	1.2533	1.2533	3,001,983,324	79,909	-	46,885	9,616	(5,215)	18,193				
2015-School Year Under Audit	1.04000	0.21330	1.2533	1.2533	3,087,613,580	-	38,697,061	32,022,348	6,567,660	(18,525)	88,528				
1000	TOTALS					\$ 146,055	\$ 38,697,061	\$ 32,094,741	\$ 6,581,477	\$ (28,315)	\$ 138,583				

Columns 10 + 20 - 30 - 30a + 40 Equals Column 50

Column 3 - Assessed/Appraised Value for School Tax Purposes:

This is the net appraised value, after deductions of all exemptions, tax freeze amounts and reductions provided by law and those granted by the district, based on maintenance requirements.

Column 20 - Current Year's Levy:

This amount is calculated by multiplying tax rate(s) times the applicable Assessed/Appraised Value(s) in Column 3.

Columns 30 and 30a - These are the total collections net of adjustments described in Column 40, according to each year of tax levy, and do NOT include penalties and interest.

Column 40 - Entire Year's Adjustments:

Total adjustments include corrections for errors in taxes assessed, taxes lost due to tax freeze and discounts allowed for early payment of taxes.

Column 50 - Ending Balance 8/31/15

DENVER CITY INDEPENDENT SCHOOL DISTRICT
Denver City, Texas

FUND BALANCE AND CASH FLOW CALCULATION WORKSHEET
GENERAL FUND AS OF AUGUST 31, 2015

Data Control Code	Explanation	Amount
1	Total General Fund Balance 8/31/15 (Exhibit C-1 object 3000 for the General Fund Only)	<u>\$ 43,062,528</u>
2	Total General Fund Nonspendable Fund Balance (from Exhibit C-1 - total of object 341X-344X for the General Fund Only)	<u>-</u>
3	Total General Fund Restricted Fund Balance (from Exhibit C-1- total of object 345X-349X for the General Fund only)	<u>-</u>
4	Total General Fund Committed Fund Balance (from Exhibit C-1- total of object 351X-354X for the General Fund only)	<u>25,411,562</u>
5	Total General Fund Assigned Fund Balance (from Exhibit C-1- total of object 355X-359X for the General Fund only)	<u>7,983,992</u>
6	Estimated amount needed to cover fall cash flow deficits in General Fund (net of borrowed funds and funds representing deferred revenues)	<u>4,692,031</u>
7	Estimate of two month's average cash disbursements during the fiscal year	<u>5,630,437</u>
8	Estimate of delayed payments from state sources (58XX)	<u>2,500,000</u>
9	Estimate of underpayment from state sources equal to variance between Legislative Payment Estimate (LPE) and District Planning Estimate (DPE) or District's calculated earned state aid amount	<u>-</u>
10	Estimate of delayed payments from federal sources (59XX)	<u>230,000</u>
11	Estimate of expenditures to be reimbursed to General Fund from Capital Projects Fund (uses of General Fund cash after bond referendum and prior to issuance of bonds)	<u>-</u>
12	Optimum Fund Balance and Cash Flow (2 + 3 + 4 + 5 + 6 + 7 + 8 + 9 + 10 + 11)	<u>\$ 46,448,022</u>
13	Excess/(Deficit) Unassigned General Fund Fund Balance (1 - 12)	<u>\$ (3,385,494)</u>

If item 13 is a positive number

Explanation of need for and/or projected use of net positive Unassigned General Fund Fund Balance:

(UNAUDITED)

DENVER CITY INDEPENDENT SCHOOL DISTRICT
Denver City, Texas

EXHIBIT J-3

DEBT SERVICE FUND
BUDGETARY COMPARISON SCHEDULE
For the Year Ended August 31, 2015

Data Control Codes	1	2	3
	<u>Budget</u>	<u>Actual</u>	Variance with Final Budget Positive (Negative)
REVENUES:			
5700 Local and Intermediate Sources	\$ 6,573,619	\$ 6,595,112	\$ 21,493
5020 Total Revenues	<u>6,573,619</u>	<u>6,595,112</u>	<u>21,493</u>
EXPENDITURES:			
Current:			
Debt Service			
0071 Principal on Long-Term Debt	3,851,217	2,559,316	1,291,901
0072 Interest on Long-Term Debt	2,721,902	1,160,309	1,561,593
0073 Bond Issuance Costs and Fees	500	950	(450)
Total Debt Service	<u>6,573,619</u>	<u>3,720,575</u>	<u>2,853,044</u>
6030 Total Expenditures	<u>6,573,619</u>	<u>3,720,575</u>	<u>2,853,044</u>
Other Financing Sources (Uses):			
7915 Transfers In	-	-	-
Total Other Financing Sources and (Uses)	<u>-</u>	<u>-</u>	<u>-</u>
1200 Net Change in Fund Balance	-	2,874,537	2,874,537
0100 Fund Balance - Beginning	<u>396,407</u>	<u>396,407</u>	<u>-</u>
3000 Fund Balance - Ending	<u>\$ 396,407</u>	<u>\$ 3,270,944</u>	<u>\$ 2,874,537</u>

DENVER CITY INDEPENDENT SCHOOL DISTRICT
Denver City, Texas

EXHIBIT J-4

CAPITAL PROJECTS FUND
BUDGETARY COMPARISON SCHEDULE
For the Year Ended August 31, 2015

Data Control Codes	1	2	3
	Budget	Actual	Variance with Final Budget Positive (Negative)
REVENUES:			
5700 Local and Intermediate Sources	\$ 5,000	\$ 4,486	\$ (514)
5020 Total Revenues	<u>5,000</u>	<u>4,486</u>	<u>(514)</u>
EXPENDITURES:			
Current:			
0011 Instruction and Instruction-Related Services	300,000	288,143	11,857
0012 Instructional Resources and Media Services	15,000	14,678	322
0023 School Leadership	-	-	-
0034 Student (Pupil) Transportation	-	-	-
0035 Food Services	-	-	-
0036 Cocurricular/Extracurricular Activities	25,000	24,584	416
0041 General Administration	3,500	3,500	-
0051 Plant Maintenance and Operations	5,000	4,587	413
0053 Data Processing Services	-	-	-
0073 Bond Issuance Costs and Fees	-	-	-
0081 Capital Outlay	<u>17,046,205</u>	<u>7,720,249</u>	<u>9,325,956</u>
6030 Total Expenditures	<u>17,394,705</u>	<u>8,055,741</u>	<u>9,338,964</u>
Other Financing Sources (Uses):			
8911 Transfers Out	<u>-</u>	<u>-</u>	<u>-</u>
Total Other Financing Sources and (Uses)	<u>-</u>	<u>-</u>	<u>-</u>
1200 Net Change in Fund Balance	(17,389,705)	(8,051,255)	9,338,450
0100 Fund Balance - Beginning	<u>17,389,705</u>	<u>17,389,705</u>	<u>-</u>
3000 Fund Balance - Ending	<u>\$ -</u>	<u>\$ 9,338,450</u>	<u>\$ 9,338,450</u>

DENVER CITY INDEPENDENT SCHOOL DISTRICT
Denver City, Texas

EXHIBIT J-5

NATIONAL SCHOOL BREAKFAST/LUNCH PROGRAM
BUDGETARY COMPARISON SCHEDULE
For the Year Ended August 31, 2015

Data Control Codes	1	2	3
	Budget	Actual	Variance with Final Budget Positive (Negative)
REVENUES:			
5700 Local and Intermediate Sources	\$ 242,650	\$ 251,300	\$ 8,650
5800 State Program Revenues	4,000	4,363	363
5900 Federal Program Revenues	585,000	623,485	38,485
5020 Total Revenues	<u>831,650</u>	<u>879,148</u>	<u>47,498</u>
EXPENDITURES:			
Current:			
Support Services-Student (Pupil):			
0035 Food Services	1,136,650	1,126,611	10,039
Total Support Services - Student (Pupil)	<u>1,136,650</u>	<u>1,126,611</u>	<u>10,039</u>
6030 Total Expenditures	<u>1,136,650</u>	<u>1,126,611</u>	<u>10,039</u>
Other Financing Sources (Uses):			
7915 Operating Transfers In	305,000	247,463	(57,537)
Total Other Financing Sources and (Uses)	<u>305,000</u>	<u>247,463</u>	<u>(57,537)</u>
1200 Net Change in Fund Balance	-	-	-
0100 Fund Balance - Beginning	-	-	-
3000 Fund Balance - Ending	<u>\$ -</u>	<u>\$ -</u>	<u>\$ -</u>

Terry & King, CPAs, P.C.

4216 102nd
P.O. Box 93550
Lubbock, TX 79493-3550

Randel J. Terry, CPA
Ryan R. King, CPA

Telephone - (806) 698-8858 – Fax – (866) 288-6490

Independent Auditors' Report

REPORT ON INTERNAL CONTROL OVER FINANCIAL REPORTING AND ON COMPLIANCE AND OTHER MATTERS BASED ON AN AUDIT OF FINANCIAL STATEMENTS PERFORMED IN ACCORDANCE WITH GOVERNMENT AUDITING STANDARDS

Board of Trustees
Denver City Independent School District
501 Mustang Avenue
Denver City, Texas 79323

Members of the Board of Trustees:

We have audited, in accordance with auditing standards generally accepted in the United States of America and the standards applicable to financial audits contained in *Government Auditing Standards* issued by the Comptroller General of the United States, the financial statements of the governmental activities, each major fund, and the aggregate remaining fund information of the Denver City Independent School District, as of and for the year ended August 31, 2015, and the related notes to the financial statements, which collectively comprise the Denver City Independent School District's basic financial statements, and have issued our report thereon dated December 11, 2015.

Internal Control Over Financial Reporting

In planning and performing our audit of the financial statements, we considered the Denver City Independent School District's internal control over financial reporting (internal control) to determine the audit procedures that are appropriate in the circumstances for the purpose of expressing our opinions on the financial statements, but not for the purpose of expressing an opinion on the effectiveness of the District's internal control. Accordingly, we do not express an opinion on the effectiveness of the Denver City Independent School District's internal control.

A *deficiency in internal control* exists when the design or operation of a control does not allow management or employees, in the normal course of performing their assigned functions, to prevent, or detect and correct, misstatements on a timely basis. A *material weakness* is a deficiency, or a combination of deficiencies, in internal control, such that there is a reasonable possibility that a material misstatement of the entity's financial statements will not be prevented, or detected and corrected on a timely basis. A *significant deficiency* is a deficiency, or a combination of deficiencies, in internal control that is less severe than a material weakness, yet important enough to merit attention by those charged with governance.

Our consideration of internal control was for the limited purpose described in the first paragraph of this section and was not designed to identify all deficiencies in internal control that might be material weaknesses or significant deficiencies. Given these limitations, during our audit we did not identify any deficiencies in internal control that we consider to be material weaknesses. However, material weaknesses may exist that have not been identified.



Independent Auditors' Report
Page 2

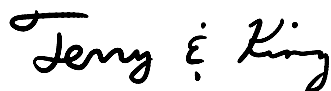
Compliance and Other Matters

As part of obtaining reasonable assurance about whether the Denver City Independent School District's financial statements are free from material misstatement, we performed tests of its compliance with certain provisions of laws, regulations, contracts, and grant agreements, noncompliance with which could have a direct and material effect on the determination of financial statement amounts. However, providing an opinion on compliance with those provisions was not an objective of our audit, and accordingly, we do not express such an opinion. The results of our tests disclosed no instances of noncompliance or other matters that are required to be reported under *Government Auditing Standards*.

Purpose of this Report

The purpose of this report is solely to describe the scope of our testing of internal control and compliance and the results of that testing, and not to provide an opinion on the effectiveness of the entity's internal control or on compliance. This report is an integral part of an audit performed in accordance with *Government Auditing Standards* in considering the entity's internal control and compliance. Accordingly, this communication is not suitable for any other purpose.

Respectfully submitted,

A handwritten signature in black ink that reads "Terry & King". The signature is written in a cursive, flowing style.

Terry & King, CPAs, P.C.
Lubbock, Texas
December 11, 2015

Terry & King, CPAs, P.C.

4216 102nd
P.O. Box 93550
Lubbock, TX 79493-3550

Randel J. Terry, CPA
Ryan R. King, CPA

Telephone - (806) 698-8858 – Fax – (866) 288-6490

Independent Auditors' Report

REPORT ON COMPLIANCE FOR EACH MAJOR PROGRAM AND ON INTERNAL CONTROL OVER COMPLIANCE REQUIRED BY OMB CIRCULAR A-133

Board of Trustees
Denver City Independent School District
501 Mustang Avenue
Denver City, Texas 79323

Members of the Board of Trustees:

Report on Compliance for Each Major Federal Program

We have audited the Denver City Independent School District's compliance with the types of compliance requirements described in the *OMB Circular A-133 Compliance Supplement* that could have a direct and material effect on each of the District's major federal programs for the year ended August 31, 2015. Denver City Independent School District's major federal programs are identified in the summary of auditor's results section of the accompanying schedule of findings and questioned costs.

Management's Responsibility

Management is responsible for compliance with the requirements of laws, regulations, contracts, and grants applicable to its federal programs.

Auditor's Responsibility

Our responsibility is to express an opinion on compliance for each of Denver City Independent School District's major federal programs based on our audit of the types of compliance requirements referred to above. We conducted our audit of compliance in accordance with auditing standards generally accepted in the United States of America; the standards applicable to financial audits contained in *Government Auditing Standards*, issued by the Comptroller General of the United States; and OMB Circular A-133, *Audits of States, Local Governments, and Non-Profit Organizations*. Those standards and OMB Circular A-133 require that we plan and perform the audit to obtain reasonable assurance about whether noncompliance with the types of compliance requirements referred to above that could have a direct and material effect on a major federal program occurred. An audit includes examining, on a test basis, evidence about the Denver City Independent School District's compliance with those requirements and performing such other procedures as we considered necessary in the circumstances.

We believe that our audit provides a reasonable basis for our opinion on compliance for each major federal program. However, our audit does not provide a legal determination of the District's compliance.



Opinion on Each Major Federal Program

In our opinion, Denver City Independent School District complied, in all material respects, with the types of compliance requirements referred to above that could have a direct and material effect on each of its major federal programs for the year ended August 31, 2015.

Report on Internal Control Over Compliance

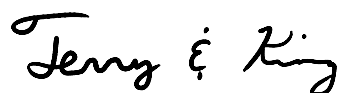
Management of Denver City Independent School District is responsible for establishing and maintaining effective internal control over compliance with the types of compliance requirements referred to above. In planning and performing our audit of compliance, we considered the District's internal control over compliance with the types of requirements that could have a direct and material effect on each major federal program to determine the auditing procedures that are appropriate in the circumstances for the purpose of expressing an opinion on compliance for each major federal program and to test and report on internal control over compliance in accordance with OMB Circular A-133, but not for the purpose of expressing an opinion on the effectiveness of internal control over compliance. Accordingly, we do not express an opinion on the effectiveness of Denver City Independent School District's internal control over compliance.

A deficiency in internal control over compliance exists when the design or operation of a control over compliance does not allow management or employees, in the normal course of performing their assigned functions, to prevent, or detect and correct, noncompliance with a type of compliance requirement of a federal program on a timely basis. *A material weakness in internal control over compliance* is a deficiency, or combination of deficiencies, in internal control over compliance, such that there is a reasonable possibility that material noncompliance with a type of compliance requirement of a federal program will not be prevented, or detected and corrected, on a timely basis. *A significant deficiency in internal control over compliance* is a deficiency, or a combination of deficiencies, in internal control over compliance with a type of compliance requirement of a federal program that is less severe than a material weakness in internal control over compliance, yet important enough to merit attention by those charged with governance.

Our consideration of internal control over compliance was for the limited purpose described in the first paragraph of this section and was not designed to identify all deficiencies in internal control over compliance that might be material weaknesses or significant deficiencies. We did not identify any deficiencies in internal control over compliance that we consider to be material weaknesses. However, material weaknesses may exist that have not been identified.

The purpose of this report on internal control over compliance is solely to describe the scope of our testing of internal control over compliance and the results of that testing based on the requirements of OMB Circular A-133. Accordingly, this report is not suitable for any other purpose.

Respectfully submitted,



Terry & King, CPAs, P.C.
Lubbock, Texas
December 11, 2015

DENVER CITY INDEPENDENT SCHOOL DISTRICT
Denver City, Texas

SCHEDULE OF FINDINGS AND QUESTIONED COSTS
For the Year Ended August 31, 2015

A. Summary of Auditors' Results

1. Financial Statements

Type of auditor's report issued: Unqualified

Internal control over financial reporting:

Material weakness(es) identified? ___ Yes __X__ No

Significant Deficiencies identified that are not considered to be material weaknesses? ___ Yes __X__ None Reported

Noncompliance material to financial statements noted? ___ Yes __X__ No

2. Federal Awards

Internal control over major programs:

Material weakness(es) identified? ___ Yes __X__ No

Significant Deficiencies identified that are not considered to be material weaknesses? ___ Yes __X__ None Reported

Type of auditor's report issued on compliance for major programs: Unqualified

Any audit findings disclosed that are required to be reported in accordance with section 510(a) of Circular A-133? ___ Yes __X__ No

Identification of major programs:

<u>CFDA Number(s)</u>	<u>Name of Federal Program or Cluster</u>
10.555	National School Lunch Program
10.553	School Breakfast Program
10.565	Commodity Supplemental Food Program
10.559	Summer Food Service Program

Dollar threshold used to distinguish between type A and type B programs: \$300,000

Auditee qualified as low-risk auditee? __X__ Yes ___ No

B. Financial Statement Findings
NONE

C. Federal Award Findings and Questioned Costs
NONE

DENVER CITY INDEPENDENT SCHOOL DISTRICT
Denver City, Texas

SUMMARY OF PRIOR AUDIT FINDINGS
For the Year Ended August 31, 2015

<u>Findings/Recommendation</u>	<u>Current Status</u>	<u>Management's Explanation if Not Implemented</u>
Not Applicable - None		

DENVER CITY INDEPENDENT SCHOOL DISTRICT
Denver City, Texas

CORRECTIVE ACTION PLAN
For the Year Ended August 31, 2015

Not Applicable – None Required

DENVER CITY INDEPENDENT SCHOOL DISTRICT
Denver City, Texas

SCHEDULE OF EXPENDITURES OF FEDERAL AWARDS
For the Year Ended August 31, 2015

(1) Federal Grantor/ Pass-Through Grantor/ Program Title	(2) Federal CFDA Number	(2A) Pass-Through Entity Identifying Number	(3) Federal Expenditures
<u>U.S. Department of Education</u>			
Passed Through State Department of Education:			
Adult Education (ABE)-Federal	84.002	154100017110254	\$ 30,786
ESEA Title 1, Part A - Improving Basic Programs	84.010A	15610101251901	198,398
IDEA-B Formula*	84.027A	156600012239016600	71,226
Carl D. Perkins - Basic Grant	84.048A	15420006251901	19,248
Title III, Part A-English Language Acquisition	84.365	15671001251901	20,388
Title II, Part A - Teacher & Principal Training & Recruiting	84.367A	15694501251901	61,480
Total U.S. Department of Education			<u>401,526</u>
<u>U.S. Department of Agriculture</u>			
Passed Through State Department of Education:			
National School Lunch Program*	10.555	71301501	357,999
School Breakfast Program*	10.553	71401501	282,575
Direct Program:			
Commodity Supplemental Food Program*	10.565	N/A	48,239
Total U.S. Department of Agriculture			<u>688,813</u>
<u>U.S. Department of Health and Human Services</u>			
Passed Through State Department of Education:			
Temporary Assistance for Needy Families (TANF)	93.558	N/A	10,975
Passed Through State Department of Human Services:			
Summer Food Service Program for Children*	10.559	N/A	17,035
Total U.S. Department of Health and Human Services			<u>28,010</u>
<u>TOTAL EXPENDITURES OF FEDERAL AWARDS</u>			<u>\$ 1,118,349</u>

* - Indicates a cluster program under OMB Circular A-133.

The accompanying notes are an integral part of this schedule.

DENVER CITY INDEPENDENT SCHOOL DISTRICT
Denver City, Texas

NOTES TO THE SCHEDULE OF EXPENDITURES OF FEDERAL AWARDS
For the Year Ended August 31, 2015

Basis of Presentation

The accompanying schedule of expenditures of federal awards includes the federal grant activity of Denver City Independent School District and is presented on the modified accrual basis of accounting. The information in this schedule is presented in accordance with the requirements of OMB Circular A-133, *Audits of States, Local Governments, And Non-Profit Organizations*. Therefore, some amounts presented in this schedule may differ from amounts presented in, or used in the preparation of, the financial statements.

DENVER CITY INDEPENDENT SCHOOL DISTRICT
Denver City, Texas

SCHOOLS FIRST QUESTIONNAIRE
For the Year Ended August 31, 2015

SF2	Were there any disclosures in the Annual Financial Report and/or other sources of information concerning nonpayment of any terms of any debt agreement at fiscal year end?	No
SF4	Was there an unmodified opinion in the Annual Financial Report on the financial statements as a whole?	Yes
SF5	Did the Annual Financial Report disclose any instances of material weaknesses in internal controls over financial reporting and compliance for local, state, or federal funds?	No
SF6	Was there any disclosure in the Annual Financial Report of material noncompliance for grants, contracts, and laws related to local, state, or federal funds?	No
SF7	Did the school district make timely payments to the Teachers Retirement System (TRS), Texas Workforce Commission (TWC), Internal Revenue Service (IRS), and other government agencies?	Yes
SF8	Did the school district not receive an adjusted repayment schedule for more than one fiscal year for an over allocation of Foundation School Program (FSP) funds as a result of a financial hardship?	Yes
SF10	Total accumulated accretion on CABs included in government-wide financial statements at fiscal year-end.	\$ -
SF11	Net Pension Assets (1920) at fiscal year-end.	\$ -
SF12	Net Pension Liabilities (2540) at fiscal year-end.	\$ 1,532,271
SF13	Pension Expense (6147) at fiscal year-end.	\$ 141,632