

Board Outcome Goal Progress Monitoring Report 2021-2022

Board Outcome Goal Being Monitored: The percent of 3rd grade students that score meets grade level or above on STAAR Reading will increase from 29% to 41% by June 2024. 2022 Target - 35%

On Track

Progress Measure

Progress Measure being Monitored: The percent of 1st - 3rd students that score on grade level or above in Istation Reading will increase from 46% to 58% by June 2024. Progress Measure for 2022: Istation 52%

Early Childhood Literacy Progress Measure 3

The percent of 1st - 3rd students that score on grade level or above in Istation Reading will increase from 46% to 58% by June

Yearly Target Goals

2020	2021	2022	2023	2024
46%	49%	52%	55%	58%

Closing the Gaps Student Groups 3rd Grade

	African American	Hispanic	White	American Indian	Asian	Pacific Islander	Two or More Races	Special Ed	Eco. Disadv.	Special Ed (Former)	EL	Cont. Enrolled	Non-Cont. Enrolled
2020 Goal N/A	*	24%	53%	*	*	*	*	22%	23%	*	22%	28%	31%
2021 Goal	*	27%	56%	*	*	*	*	25%	26%	*	25%	31%	34%
2021 STAAR	*	20%	33%	*	*	*	*	11%	17%	*	10%	31%	*

Campus Updates

Dodson: Istation growth has occurred for all grade levels. Teachers are focusing on data driven, differentiated instruction being offered through small group rotations. Pre-K has just benchmarked their first annual CIRCLE assessment. The following are the October ISIP Istation BOY benchmark and progress Monitoring Growth from September to October: K - 14% Growth (T1: 44%), 1st - 8% Growth (Tier 1: 47%) and 2nd - 2% Growth (60%).

On Track

Kelley: Istation growth is occurring across grade levels. Monthly PLC's occur to ensure data driven instruction and intervention. Overall campus average is at 59%. This is a 2% increase from MOY. The following are the October ISIP Istation BOY benchmark and progress monitoring growth from September to October: 3rd - 14% Growth (T1: 59%), 4th - 5% Growth (Tier 1: 47%) and 5th - 1% decline (58%).

High School: Students enrolled in Dual Credit courses and CCMR. Counselors hosted parent night on FAFSA, etc. Upcoming: SAT

On Track

On Track

Supporting Documents Reading Language Arts

CIRCLE Progress Monitoring Pre-K School Benchmark Report

cliengage

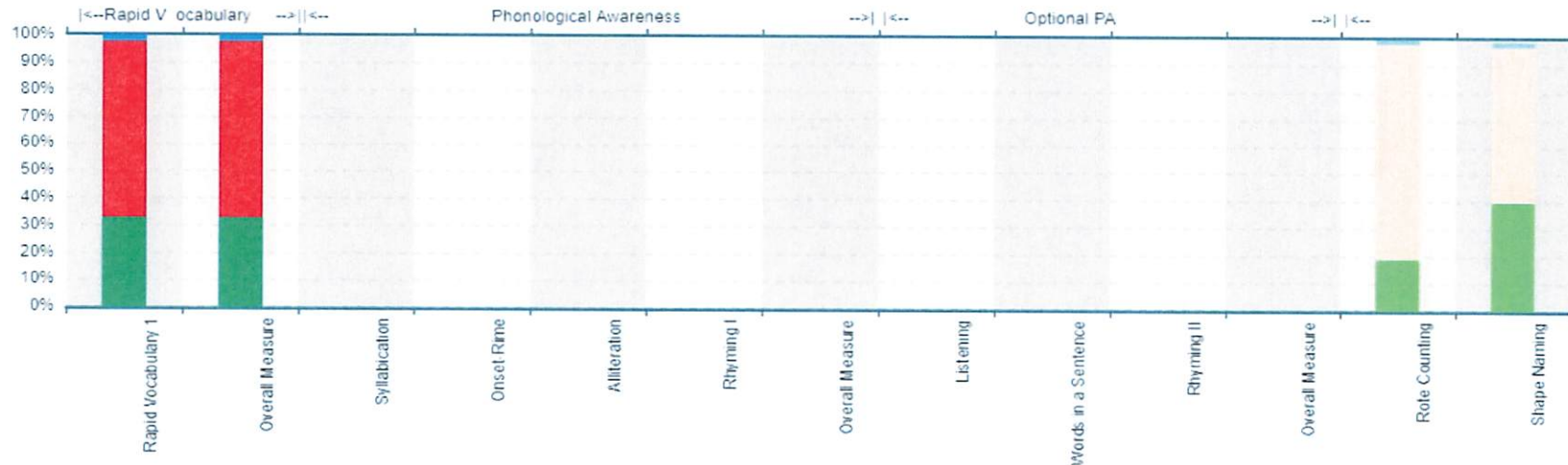
Community: DENVER CITY ISD
School: DODSON PRI
School year: 2021-2022
Ethnicity: All
Sub-populations: All

Assessment Language: English
Class: ALL
Teacher: ALL
Wave 1
Grade Level: PK

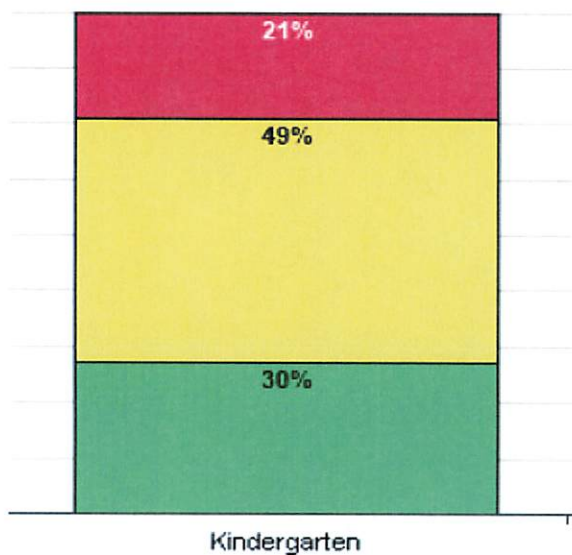
% of Students Meeting On Track % of Students Meeting Needs Support % of Students Meeting Monitor % of Students Meeting Out of Range % of Students Meeting On Track
% of Students Meeting Needs Support % of Students Meeting Monitor % of Students Meeting Out of Range

School Benchmark Report

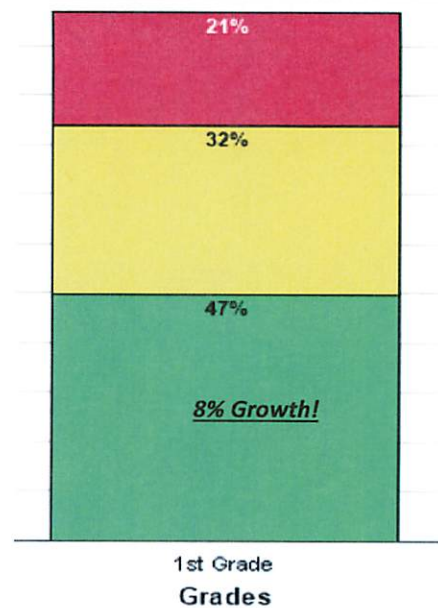
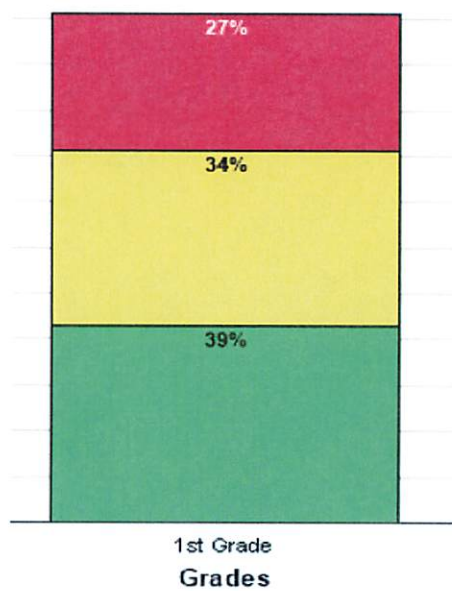
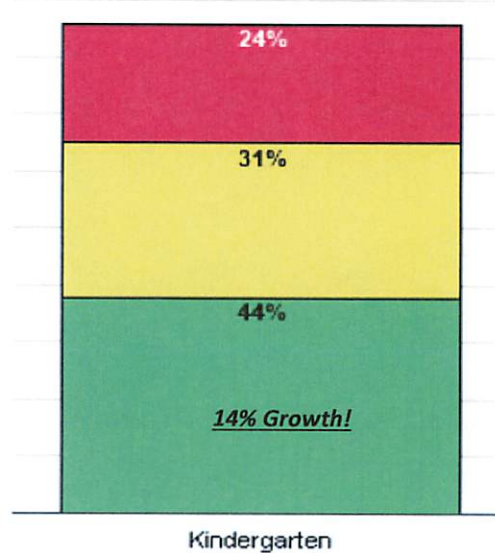
DODSON PRI



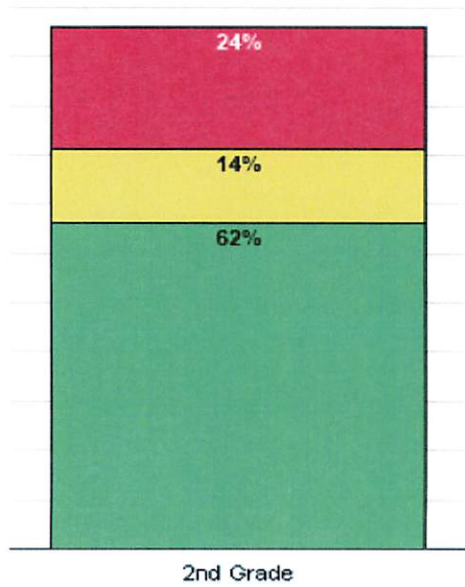
All Grades - September 2021



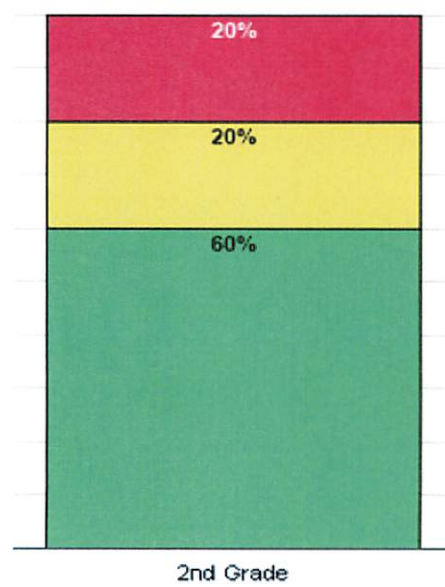
All Grades - October 2021



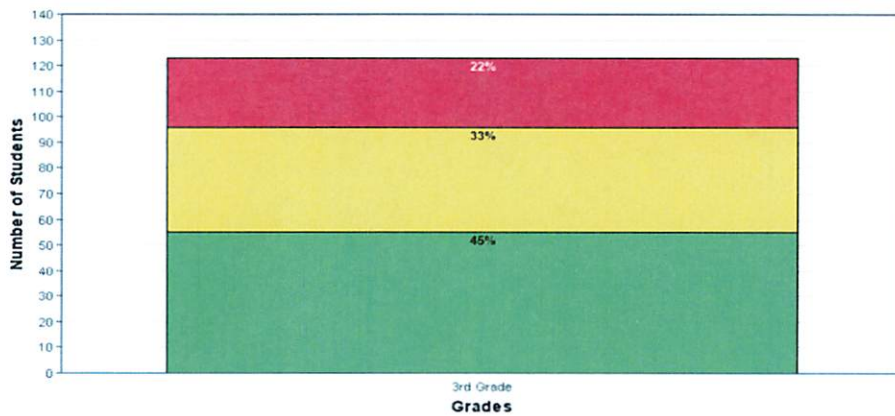
All Grades - September 2021



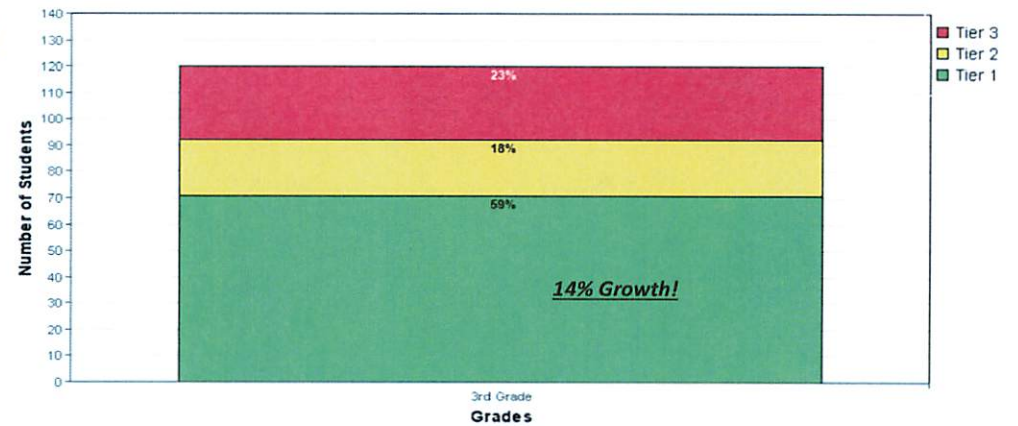
All Grades - October 2021



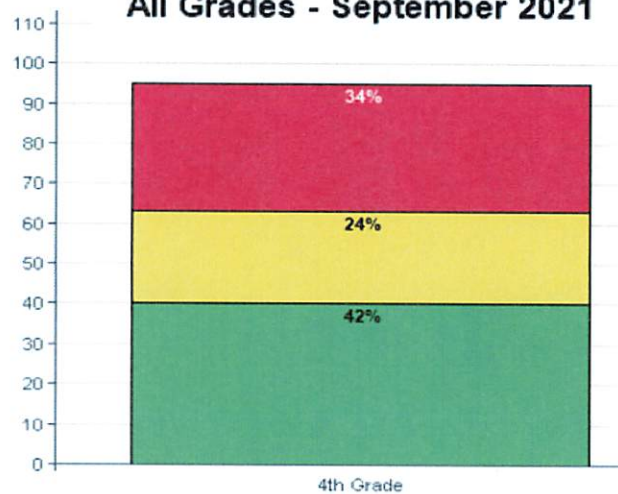
ISIP Early Reading Summary (September 2021)



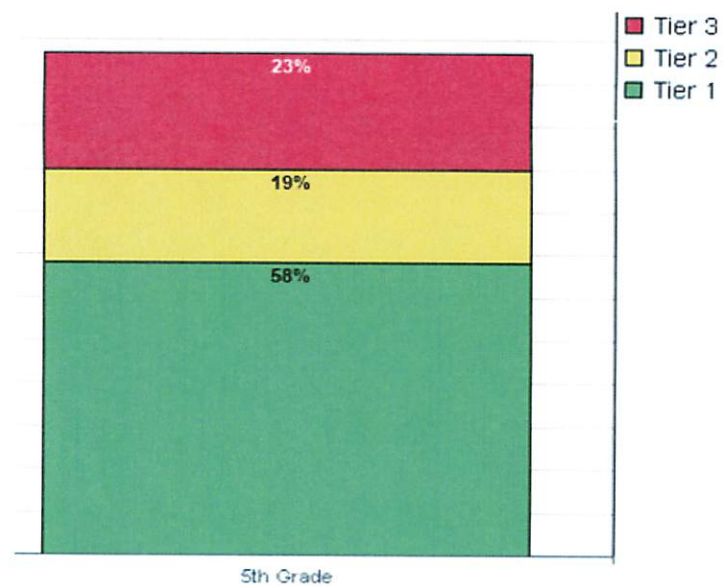
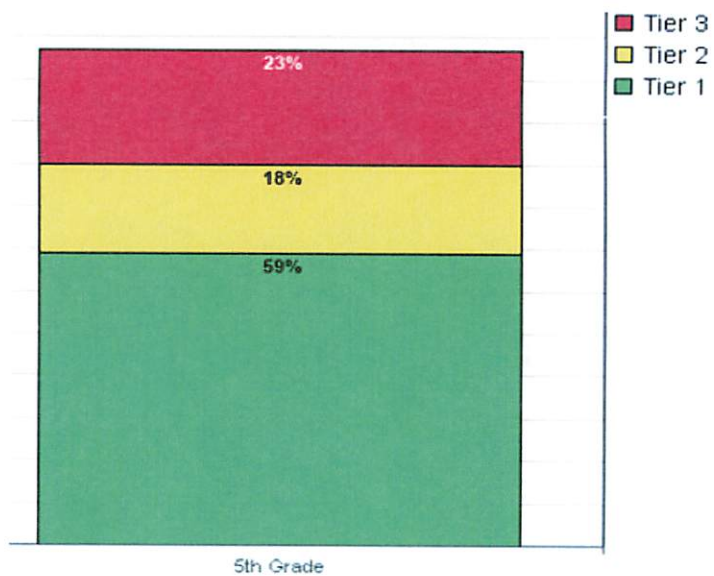
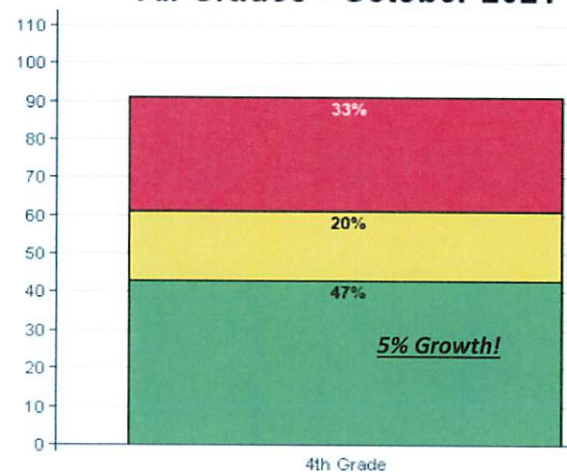
ISIP Early Reading Summary (October 2021)



All Grades - September 2021



All Grades - October 2021



Supporting Documents Continued in Math

Diagnostic Results



School: DODSON PRIMARY SCHOOL
 Subject: Math
 Academic Year: 2021 - 2022
 Diagnostic: Most Recent
 Prior Diagnostic: None

Overall Placement

Students Assessed/Total: 295/300



Placement by Domain



Switch Table View

Show Results By

Placement Summary

Grade

Showing 3 of 3

Grade	Overall Grade Level Placement	Mid or Above Grade Level	Early On Grade Level	One Grade Level Below	Two Grade Levels Below	Three or More Grade Levels Below	Students Assessed/Total
Grade K		5%	9%	86%	0%	0%	88/90
Grade 1		0%	6%	76%	18%	0%	106/107
Grade 2		4%	6%	60%	30%	0%	101/103

Diagnostic Results



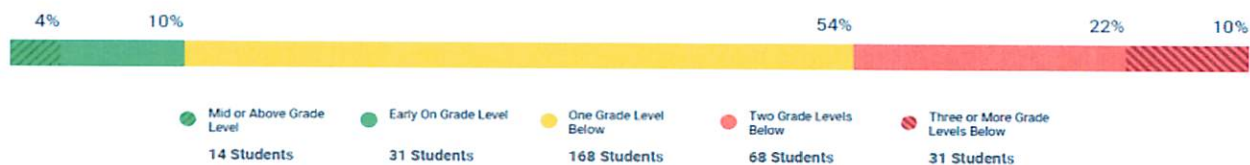
5-Level Placements are available by domain, providing you with more precise insight into student performance. [Learn more](#) about 5-Level Placements and how they can help with instruction.

Hide ^

School Kelley Elementary School
Subject Math
Academic Year 2021 - 2022
Diagnostic Window 1
Prior Diagnostic None

Overall Placement

Students Assessed/Total: 312/332



Placement by Domain



Placement Summary

Grade

Showing 3 of 3

Grade	Overall Grade-Level Placement						Students Assessed/Total
Grade 3		3%	58%	32%	6%		120/121
Grade 4		12%	53%	19%	14%		91/95
Grade 5		16%	50%	13%	11%		101/116